

VPM's
K.G.Joshi College of Arts and N.G.Bedekar College of Commerce (Autonomous), Thane

Feedback Report - Academic Year 2023-24

Introduction:

K.G. Joshi College of Arts & N.G. Bedekar College of Commerce was the first institution of higher learning to be established in Thane City in 1969. Strategically located, the college is at walking distance from Thane Railway Station on the Central Railway line. It is well connected by bus services to every part of the city including Navi Mumbai.

The College received permanent affiliation in January 1988 with effect from June 1982. The college was re-accredited by National Assessment and Accreditation Council (NAAC), Bangalore and awarded 'A' grade in January 2011 (2nd cycle) and subsequently has awarded 'A' grade in November 2016 during 3rd cycle.

The College was designated as one of the Community Colleges of the University of Mumbai and has got the Best College Award of University of Mumbai (2011-12). The College is also ISO 9001-2015 Certified. The college was granted Autonomous Status, implemented from the Academic year 2021-22.

The college has entered into multiple collaborations with Institutions of repute, industries, NGOs and so on which is in tune with the mission of - 'To impart holistic education to students through experiential learning, outreach activities and pursuit of universal value'.

From a society point of view, college is a hub of education and thereby means of socio-economic development. In this journey the college has responsibilities towards various stakeholders which include- Current Students, Parents, Teachers, Alumni, Employers, Government agencies, Social bodies and so on. Thus, feedback from such stakeholders is an inevitable part of continued success and improvements as per needs of the society.

Feedback Process:

The feedback process includes two steps- 1. Feedback Collection and 2. Action taken report

1. Feedback Collection:

In the Academic Year 2023-24, in total six types of feedbacks were being collected from following stakeholders-

1. Students
2. Teachers
3. Employers
4. Peer Teachers

Types of Feedbacks collected from above stakeholders include-

- A. Students' Feedback on Teachers
- B. Students' Feedback on Syllabus
- C. Teachers' Feedback on Syllabus
- D. Qualitative feedback from Students
- E. Employers' Feedback
- F. Alumni Feedback
- G. Peer Teachers' Feedback

The detailed feedback analysis is given as below:

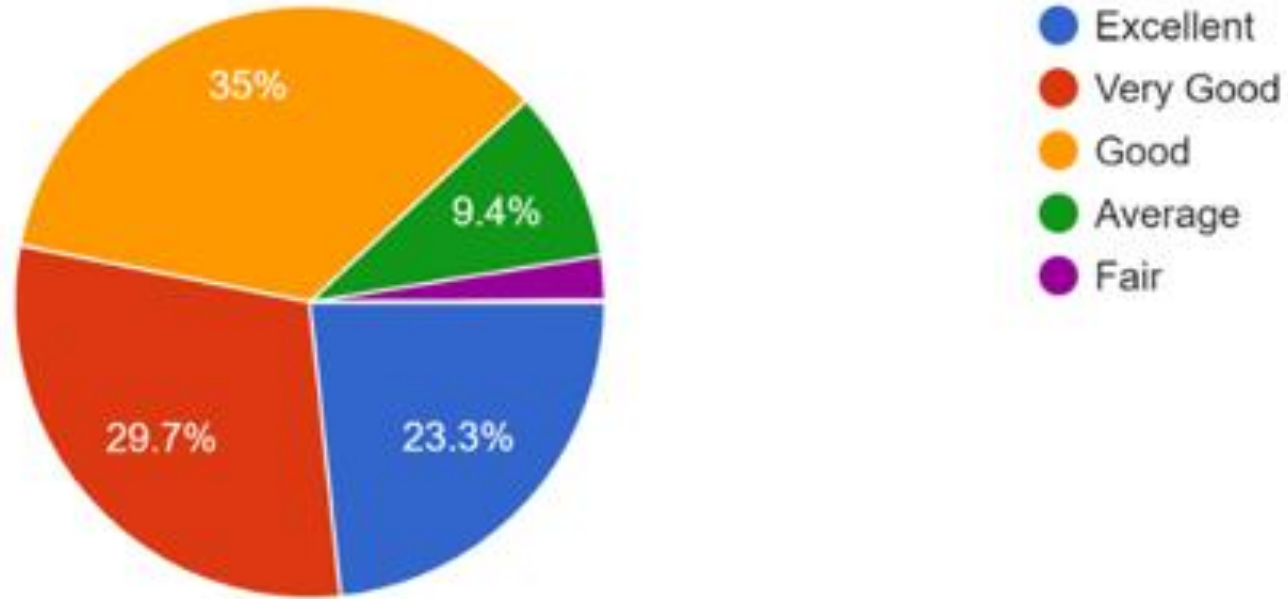
Part- A Students' Feedback on Teachers

The Bi-lingual (i.e. in English + Marathi Languages) Students' Feedback on Teachers was taken on the following parameters-

1. Accessibility / Availability (उपलब्धता)
2. Completion of syllabus (अभ्यासक्रम पूर्तता)
3. Discipline (शिस्त)
4. Explanation / Expressiveness (स्पष्टीकरण)
5. Illustration of concept (उदाहरणासहित स्पष्टीकरण)
6. Method of Teaching (शिकवण्याची पद्धत)
7. Practice and Revision (सराव)
8. Punctuality (वक्तशीरपणा)
9. Subject Knowledge (विषयाचे ज्ञान)
10. Temperament (स्वभाव)

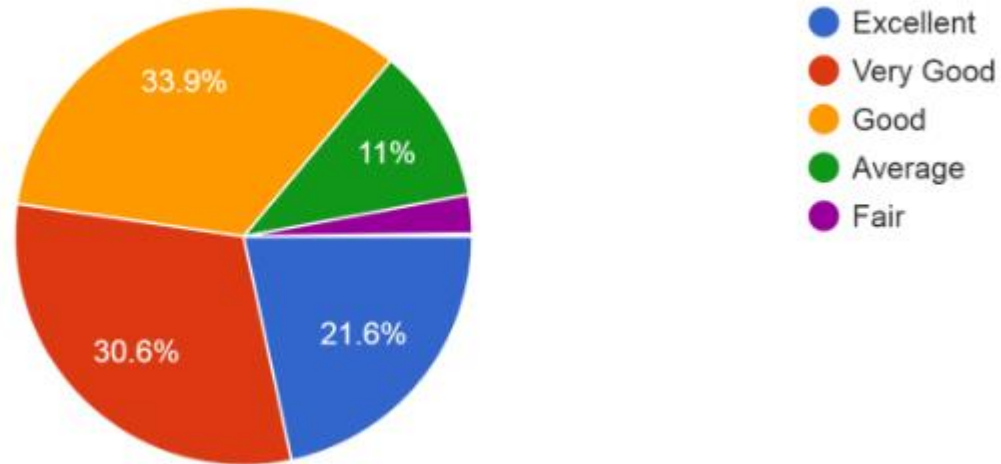
In Total **2519** students gave the feedback and the detailed findings on above parameters are as follows:

1. Accessibility / Availability (उपलब्धता)



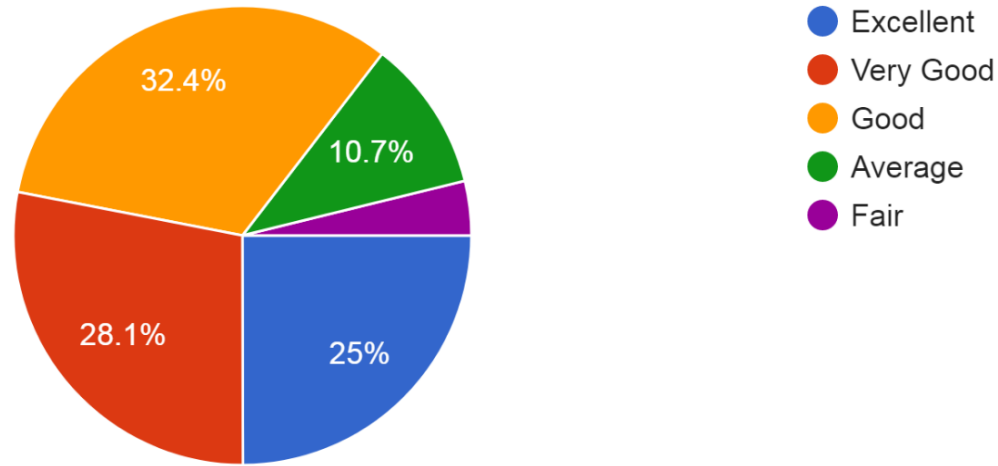
Majority of the students felt that accessibility of teachers was excellent (23.3%), very good (29.7%) and Good (35%). While less than 12% felt it at an average and fair level during the academic year.

2. Completion of syllabus (अभ्यासक्रम पूर्तता)



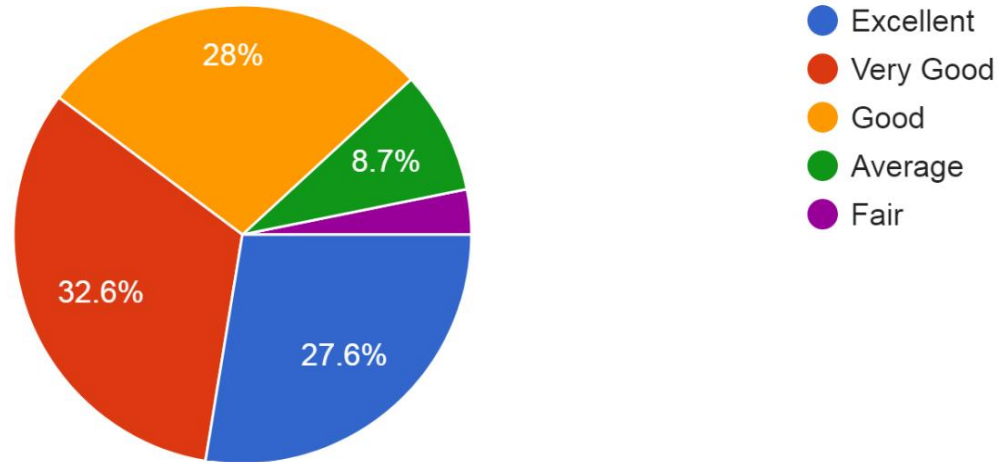
Majority of the students felt that the completion of the syllabus by teachers was excellent (21.6%), very good (30.6%) and Good (33.9%). While less than 15% felt it at an average and fair level during the academic year.

3. Discipline (शिस्त)



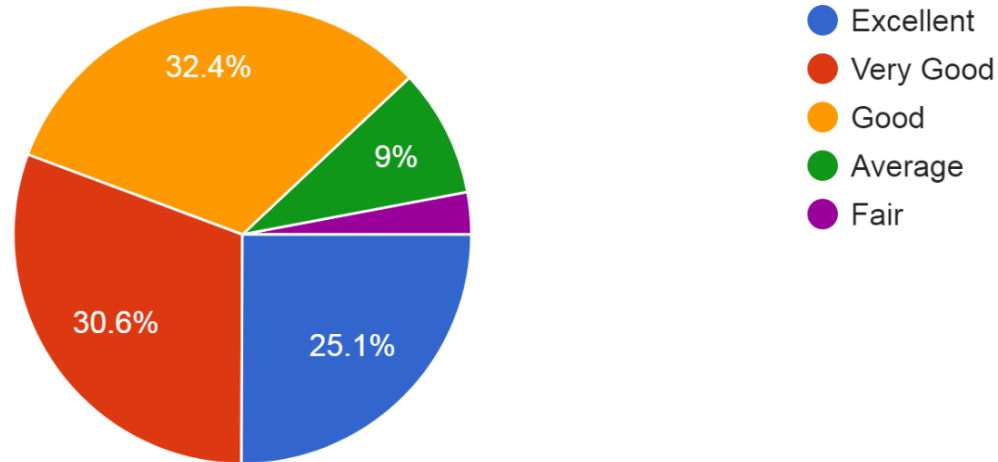
Majority of the students felt that the teachers' discipline was excellent (25%), very Good (28.1%) and Good (32.4%). While less than 20% felt it at an average and fair level during the academic year.

4. Explanation / Expressiveness (स्पष्टीकरण)



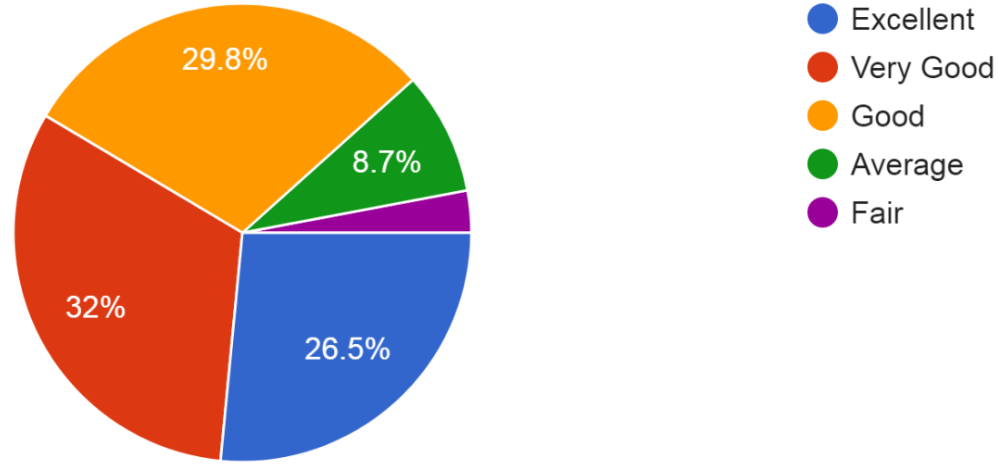
During the academic year, 27.6% students felt that the explanations and Expressiveness of teachers' was Excellent, while 32.6% felt very Good and 28% felt Good. While less than 15% felt it at an average and fair level.

5. Illustration of concept (उदाहरणासहित स्पष्टीकरण)



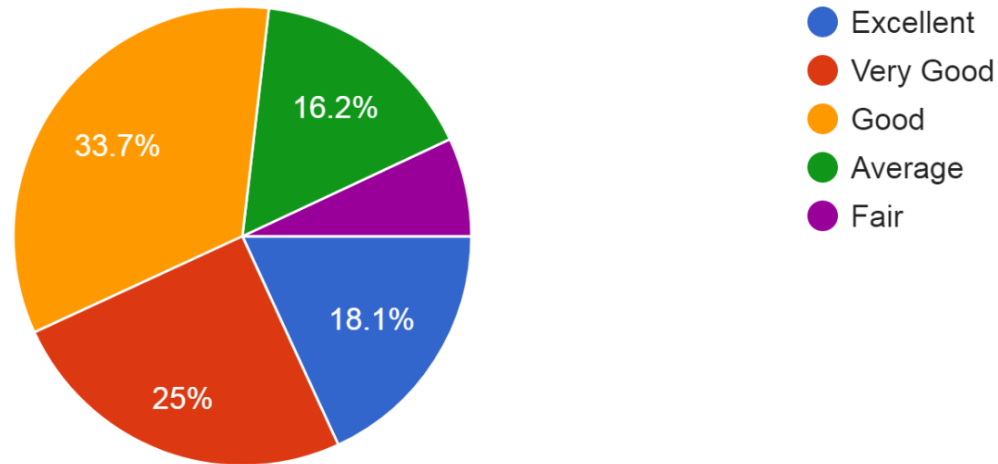
Majority of the students felt that the Illustration of concepts given by teachers was excellent (25.1%) , very Good (30.6%) and Good (25.1%). While less than 15% felt it at an average and fair level during the academic year.

6. Method of Teaching (शिकवण्याची पद्धत)



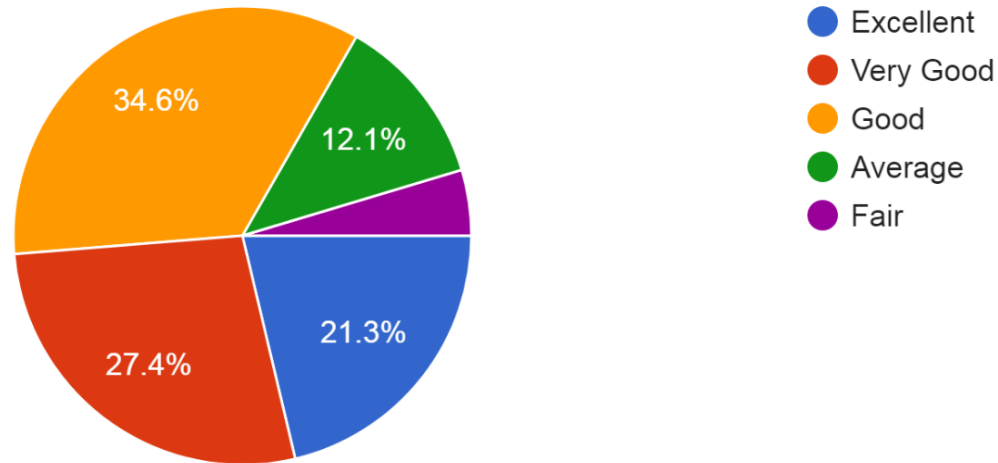
26.5% of the students felt that the Method of Teaching adopted by teachers was Excellent, 32% felt very good and 29.8% felt it was Good. However, less than 15% felt it was Average and fair during the academic year.

7. Practice and Revision (सराव)



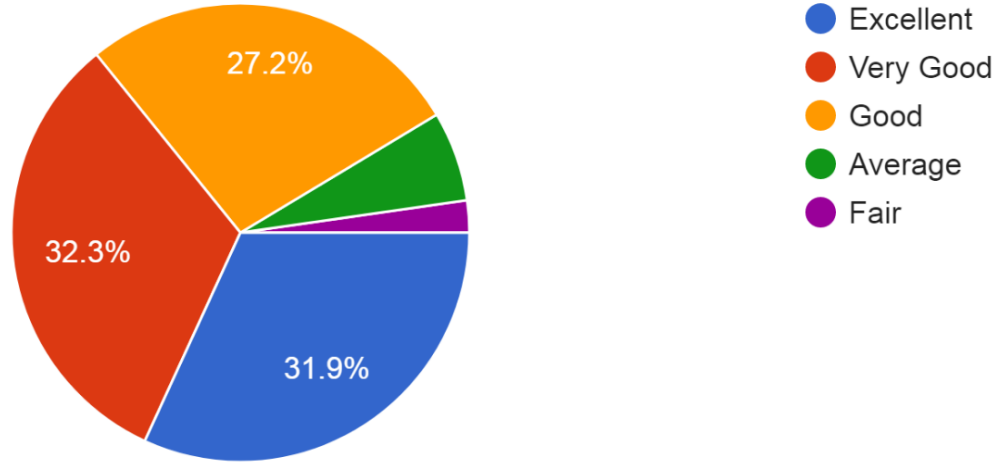
In the case of Practice and Revision given by teachers, 18.1% students felt it was excellent, 25% felt it was Very Good and 33.7% felt it was Good while less than 25% felt it was Average and fair during the academic year.

8. Punctuality (वक्तशीरपणा)



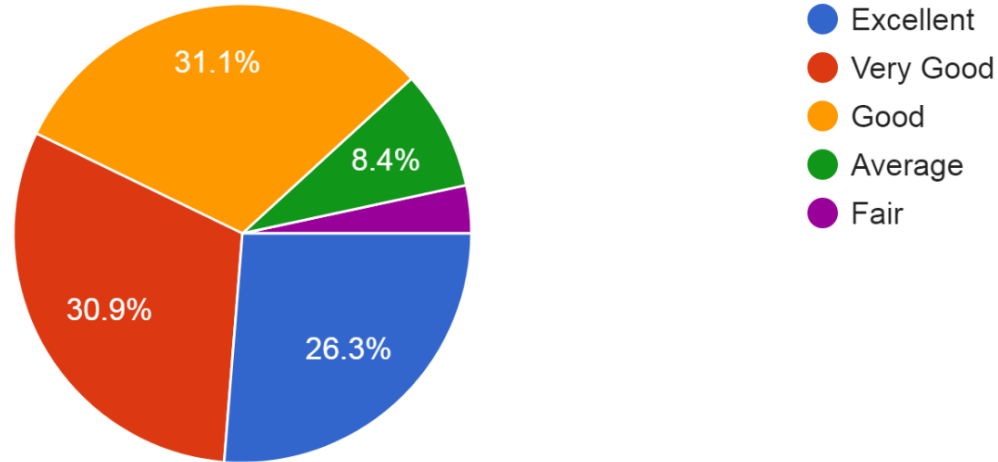
According to the 21.3% , 27.4% and 34.6%students, Teachers' Punctuality was Excellent, Very good and Good respectively while less than 20% felt it was Average and fair during the academic year.

9. Subject Knowledge (विषयाचे ज्ञान)



In the case of Subject Knowledge of Teachers, 31.9% students felt it was Excellent, 32.3% felt very good and 27.2% felt it was Good while less than 10% felt it was Average and fair.

10. Temperament (स्वभाव)

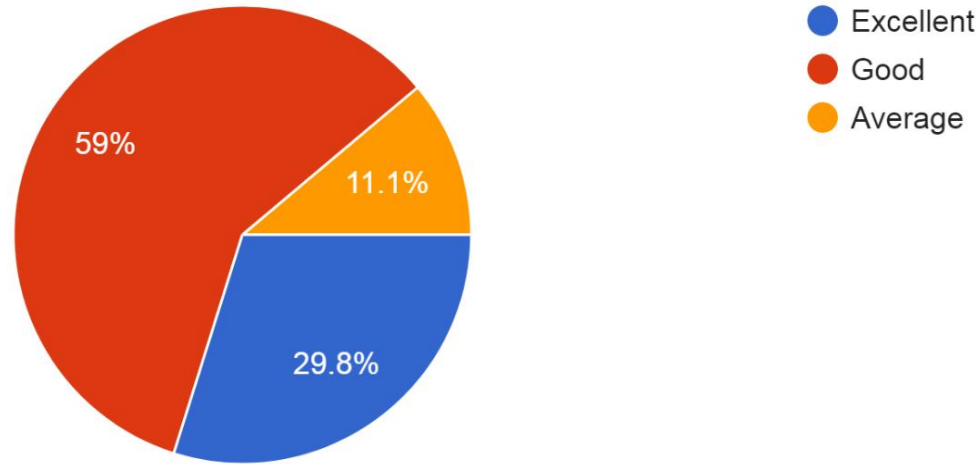


Regarding the Temperament of teachers, 26.3% students felt it was Excellent, 30.9% felt as Very Good and 31.1% felt it was Good while less than 15% felt it was Average and fair.

Part- B Students' Feedback on Syllabus

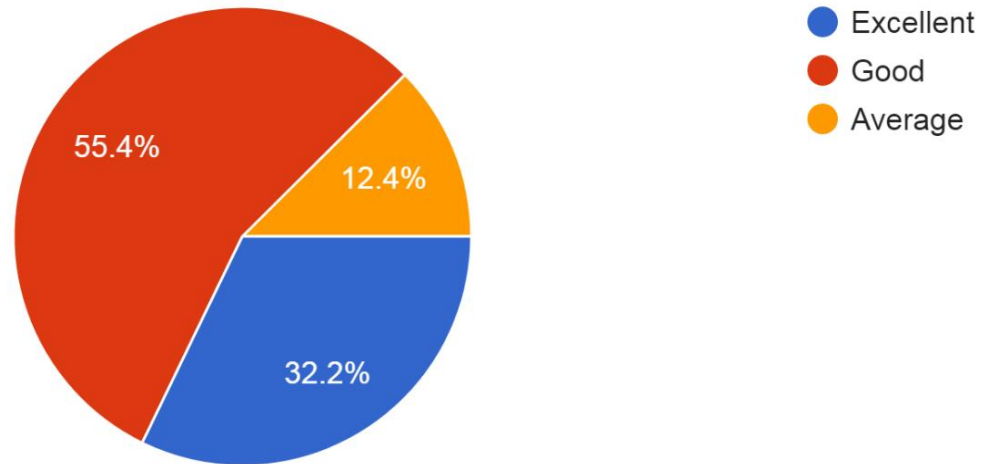
A bi-lingual multi-point Students' Feedback on Syllabus was conducted for 2260 students covering following questions-

1. Syllabus has current contents (अभ्यासक्रमात सध्याची सामग्री आहे)



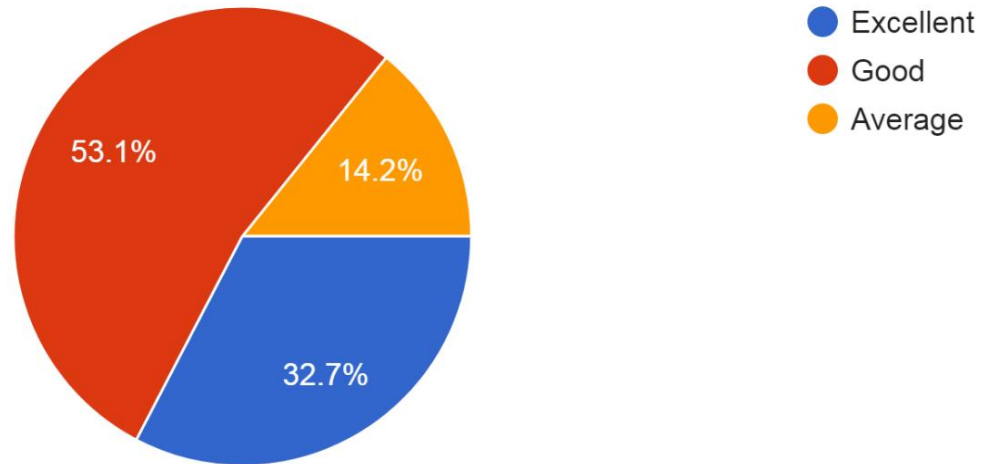
About the current contents in the syllabus, 59% of students felt that the syllabus has a good amount of current content, 29.8% felt that it is excellent and only a few 11.1% students felt it is average.

2. Curriculum helps in enhancing intellectual aptitude (अभ्यासक्रम बौद्धिक योग्यता वाढविण्यात मदत करतो)



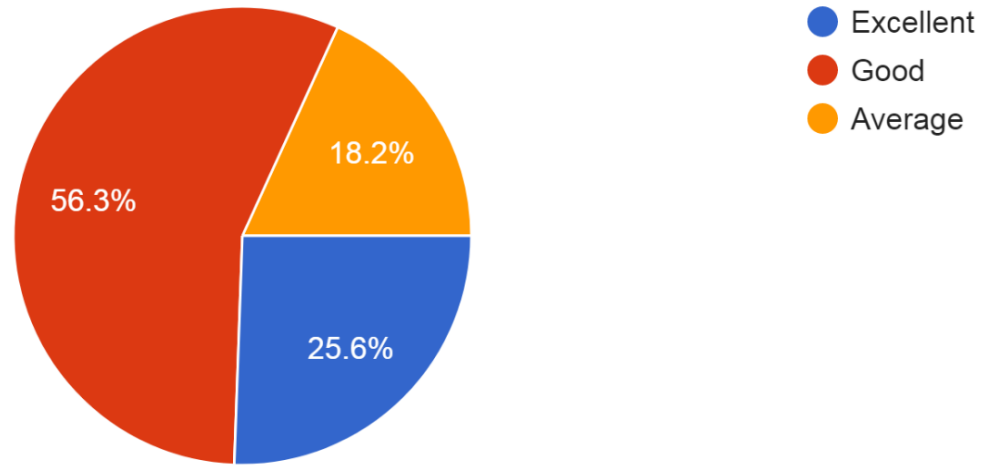
32.2% students felt that the syllabus helps in enhancing intellectual aptitude excellently, 55.4% of the students felt that it is good and only few 12.4% students felt it is average.

3. Curriculum helps in developing personality (अभ्यासक्रम व्यक्तिमत्त्व विकसित करण्यास मदत करतो)



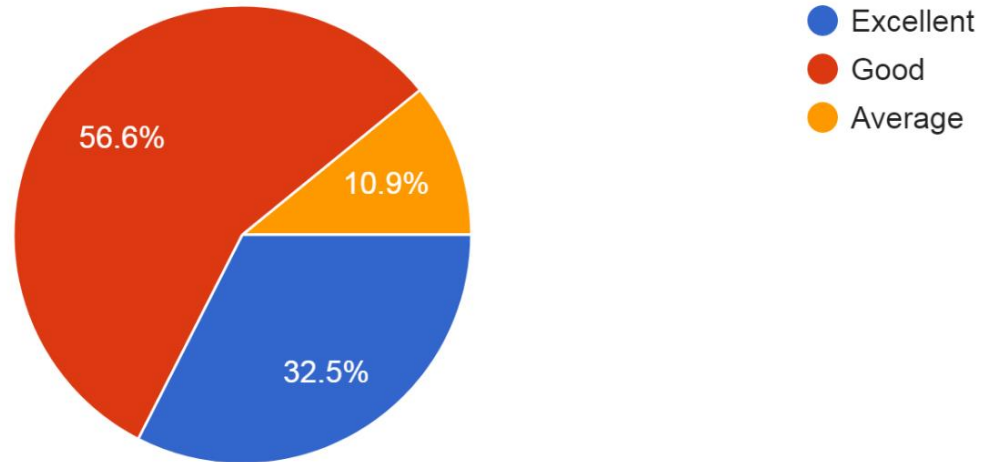
53.1% students felt that the curriculum helps in developing personality excellently, 32.7% of the students felt that it is good and only a few 14.2% students felt it is average.

4. Curriculum enhances employability (अभ्यासक्रम रोजगार वाढवते)



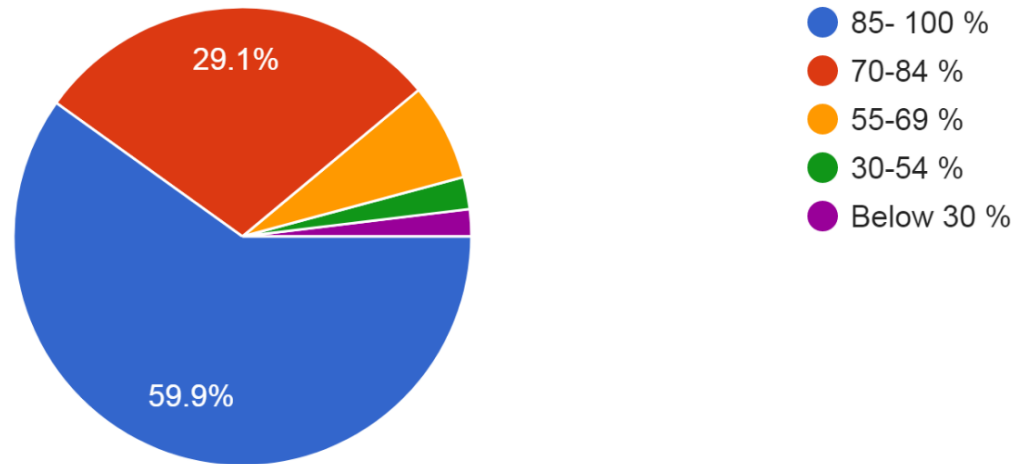
56.3% of students have given a good ranking for curriculum enhancing employability and 25.6% of the students have given excellent rating and 18.2% students felt it is average.

5. Adequate knowledge from the curriculum (अभ्यासक्रमातून पुरेसे ज्ञान)



Majority of the students 32.5% of the students have given excellent rating for Adequate knowledge from curriculum 56.6% of the students have felt that it is good and only few 10.9% students felt it is average.

6. How much of the syllabus was covered in the class? / वर्गात अभ्यासक्रम पूर्ण होतो का?



Majority of the students i.e.60% are of the opinion that syllabus is always completed in the class. Around 29.1% of the students have opinion the syllabus is frequently completed and very few students have opinions that rarely syllabus is rarely completed in the class.

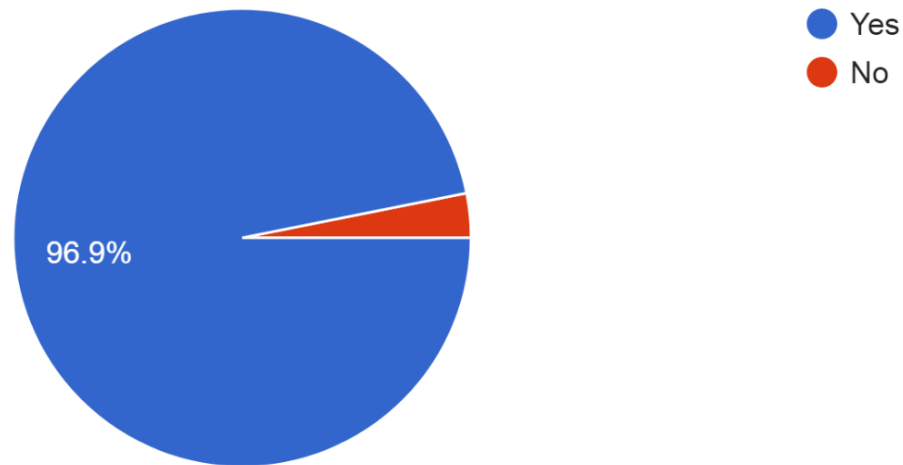
Part-C Teachers' Feedback on Syllabus

This feedback covers the opinion of teaching faculty regarding the syllabus they teach. **64 responses**

Following are the findings-

1. Have you participated in the designing of syllabus? (College or University or both)

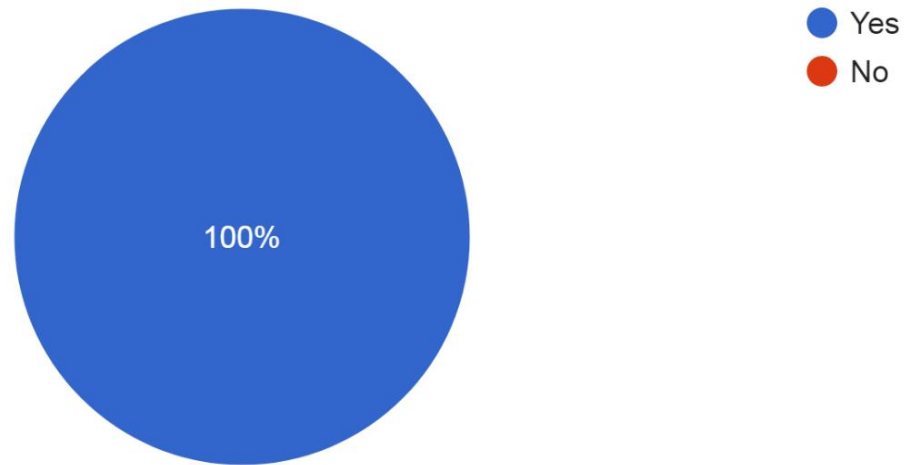
64 responses



Majority (**96.90%**) of teachers participated in the designing of the syllabus during the academic year.

2. Are the objectives of the syllabus clearly stated?

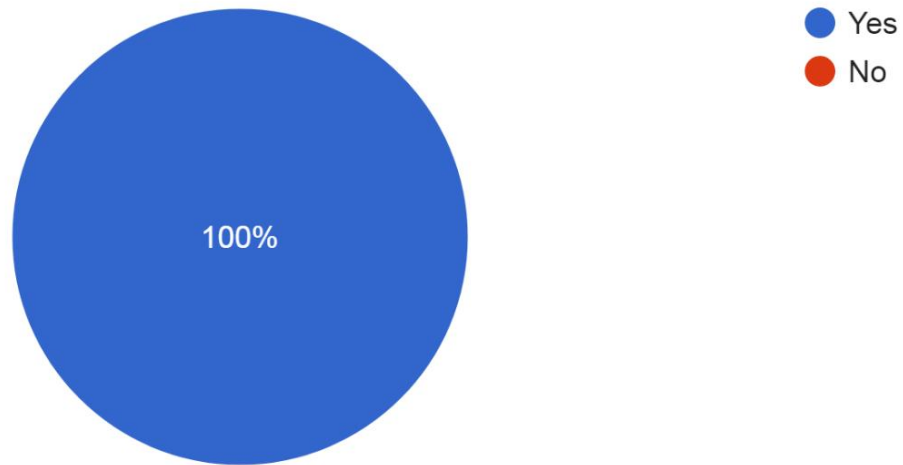
64 responses



All (**100%**) teachers agreed that the objectives of the syllabus clearly stated during the academic year.

3. Does syllabus accurately describe the course?

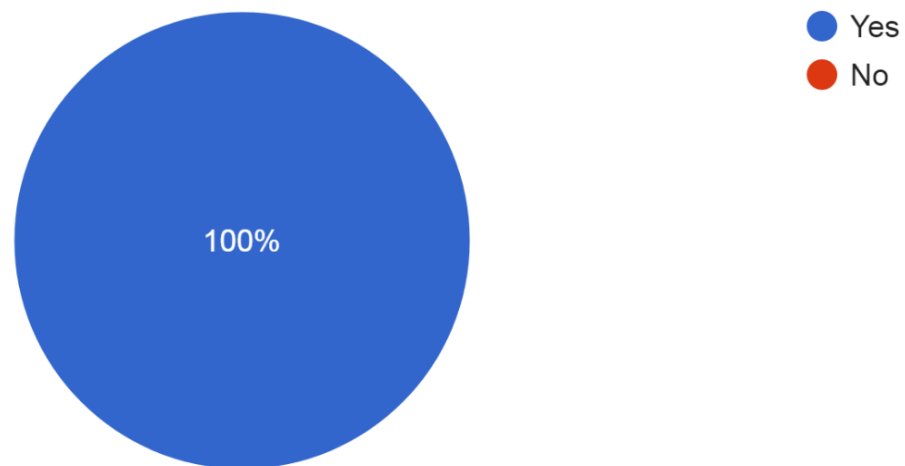
64 responses



Majority (**100%**) of teachers agreed that the syllabus accurately describe the course during the academic year.

4. Do contents of the syllabus help in analysis and problem solving?

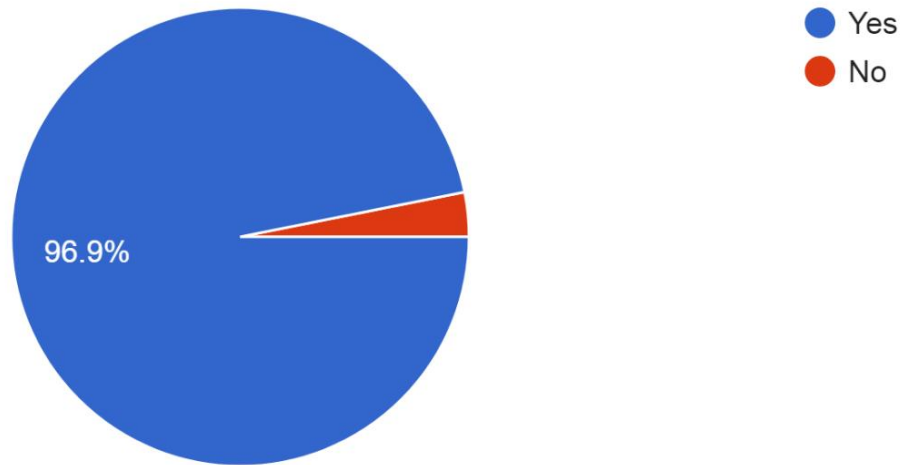
64 responses



Majority (**100%**) of teachers agreed that the syllabus helps in analysis and problem solving during the academic year.

5. Does syllabus offer research possibilities?

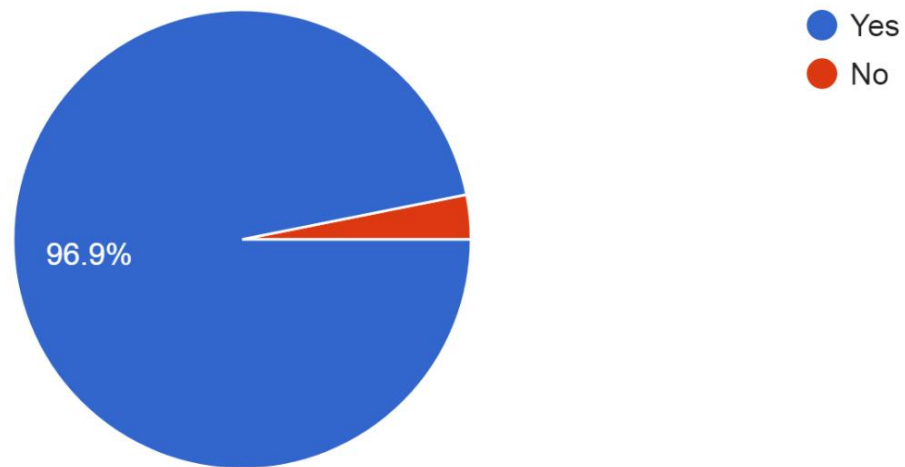
64 responses



Majority (**96.90%**) of teachers agreed that the syllabus offer research possibilities during the academic year.

6. Does syllabus entail reference work?

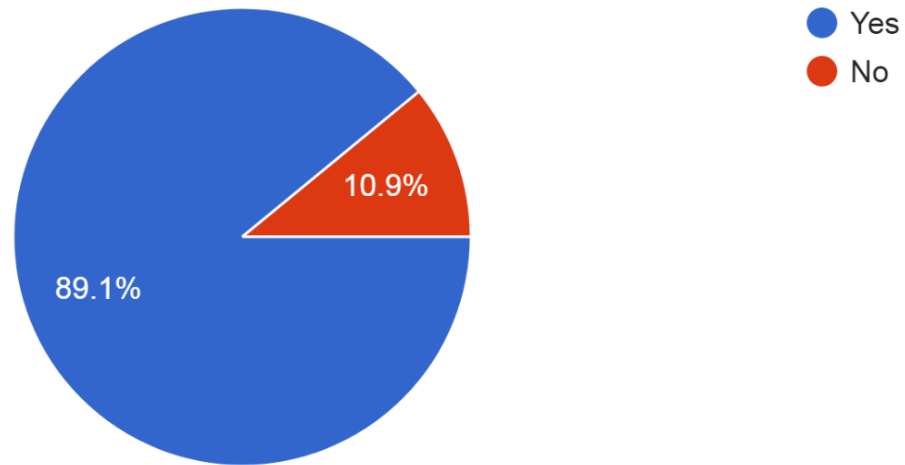
64 responses



Majority (**96.90%**) of teachers agreed that the syllabus entails reference work during the academic year.

7. Does syllabus provide an opportunity to the students to undertake Community Projects?

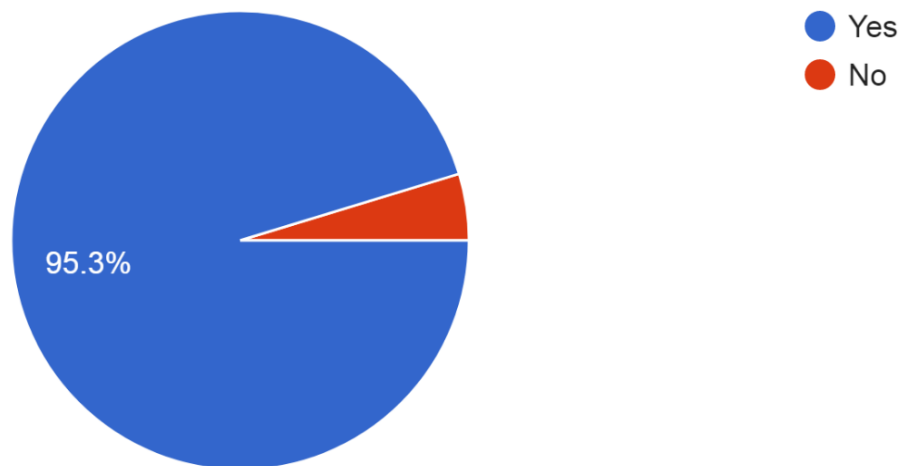
64 responses



Majority (**89.10%**) of teachers agreed that the syllabus provide an opportunity to the students to undertake Community projects during the academic year.

8. Is there availability of useful textbooks and reference books covering the topics?

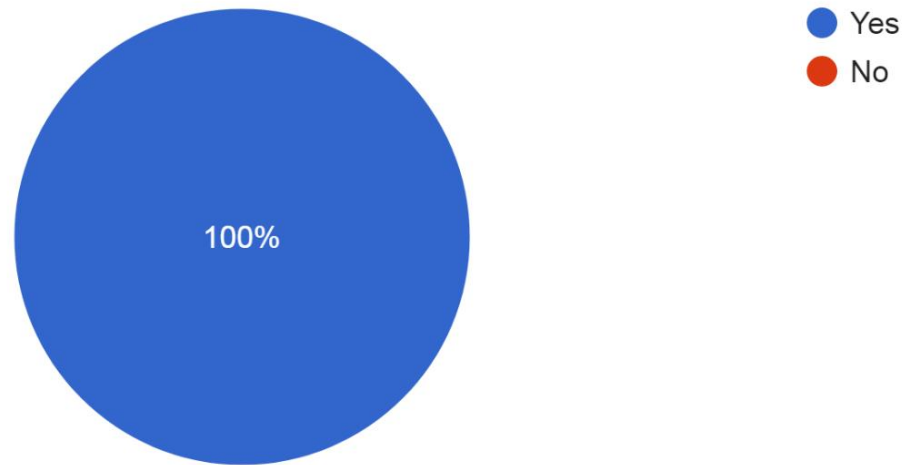
64 responses



Majority (**95.3%**) of teachers agreed that there is availability of useful textbooks and reference books covering the topics during the academic year.

9. Is time allotted sufficient to complete the syllabus?

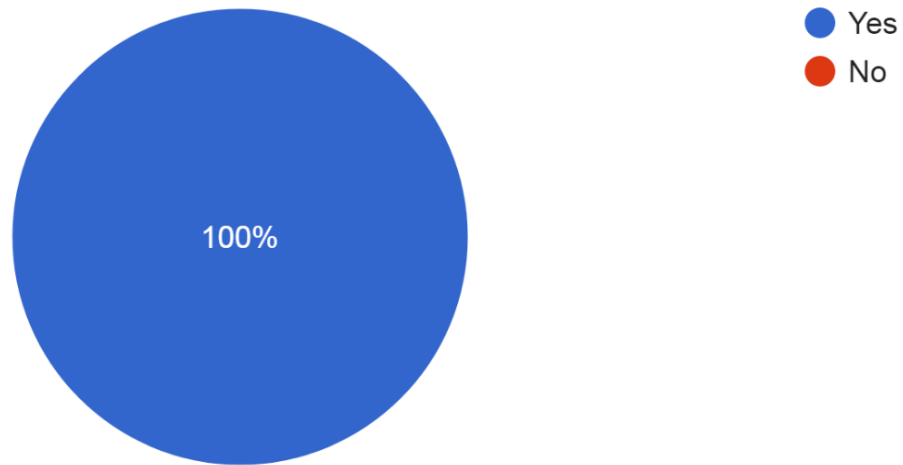
64 responses



Majority (**100%**) of teachers agreed that the time allotted is sufficient to complete the syllabus during the academic year.

10. Is the content covered in the course reasonable?

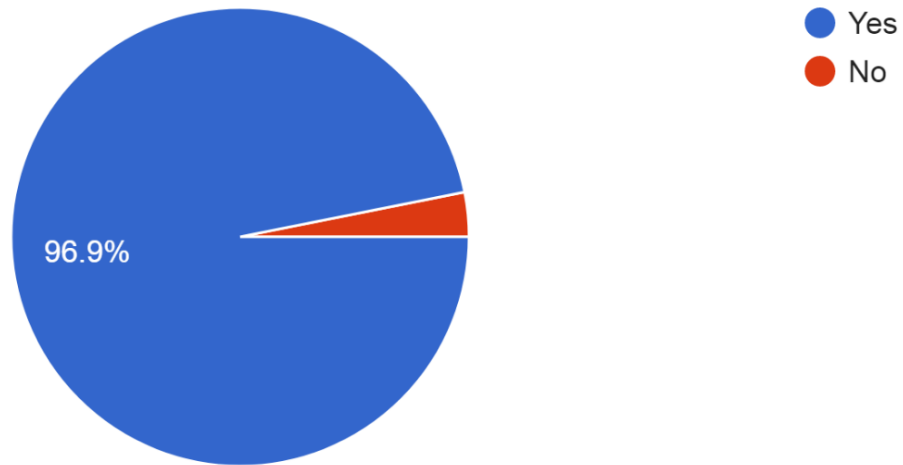
64 responses



Majority (**100%**) of teachers agreed that the content is covered in the course reasonable during the academic year.

11. Is the difficulty level appropriate for the course?

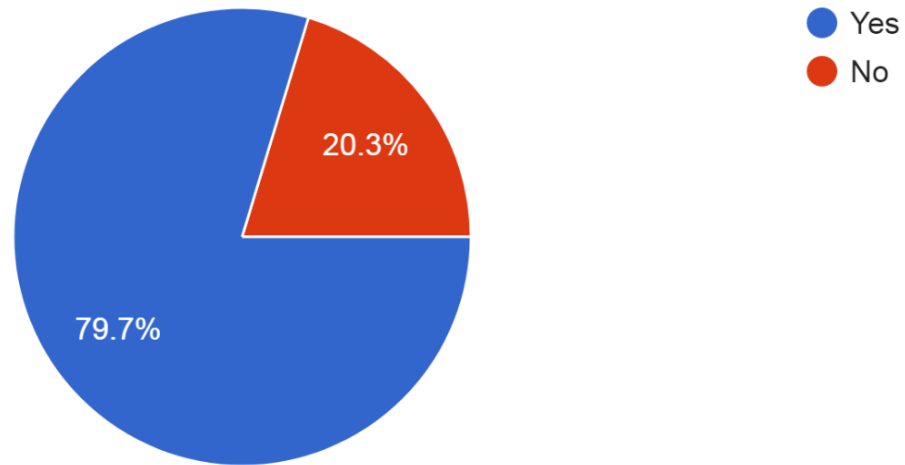
64 responses



Majority (**96.90%**) of teachers agreed that the difficulty level is appropriate for the course during the academic year.

12. Is level of skill/knowledge required to complete the course challenging?

64 responses



Majority (**79.70%**) of teachers agreed that the level of skills/knowledge required to complete the course is challenging during the academic year.

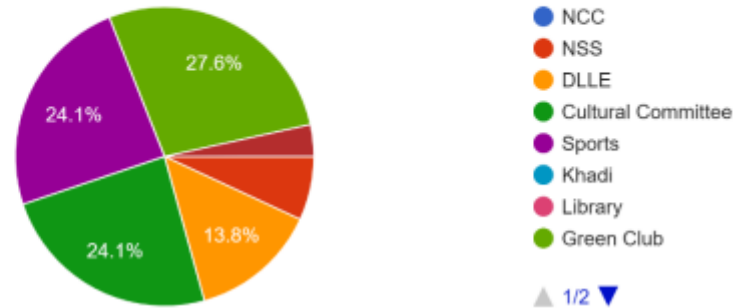
Part-D Qualitative Feedback

The qualitative feedback was obtained from some selected students from categories like Atulya Cell (Divyang), Talent Academy, NCC, NSS, DLLE etc.

Committee	No of Student Respondents randomly chosen
NSS	2
DLLE	4
Atulya Cell	1
Sports	7
Cultural Committee	7
Green Club	8

In total 20 students have given their feedback.

Associated with
29 responses



Parameter	Feedback
personal grooming/ training received	<ol style="list-style-type: none"> 1. received practical training from NSS like how to solve any problem, must be patient, how to adjust anywhere in any situation 2. helped in improving communication, personality and over-all behavioural skills. 3. personal training and improving etiquettes and self- presentation.

	<ol style="list-style-type: none">4. Received skills like time management, critical thinking, and communication, which have been instrumental in both personal and professional development.5. helped to cultivate a growth mindset, enabling me to continually seek out opportunities for learning and growth.6. improving presence of mind, attentiveness, my ability to response quickly and correctly to situations, adaptability and accurate decision making.
--	---

<p>Access to resources or facilities of the college (example, library, gymkhana etc) and role in enhancing your abilities?</p>	<ol style="list-style-type: none">1. infrastructure of college is really helpful.2. library which has helped enhance reading and writing skills.3. The library has been a “treasure trove of knowledge, providing access to a wide range of books and academic journals that have enriched understanding of various subjects”.4. The gymkhana has allowed to participate in extracurricular activities and sports, helping me stay physically active and fostering teamwork and leadership skills.5. Received various help like special room for Atulya student in library in which there are lots of book present for reading in brailipi and print also the librarians of the college are very helpful like they help by providing notes in recording form and help in filling various form.6. There are various facilities available in gymkhana like chess specially design for visually impaired person and the cricket items present like cricket ball specially design for visually impaired students.7. The career services center has offered guidance on resume writing, interview preparation, and networking, helping me develop important professional skills and advance in my career.
---	--

<p>Mentors/Guide/Counsellors easily and their role in shaping personality</p>	<p>in co-curricular activities</p> <ol style="list-style-type: none"> 2. NEP subjects like NSS has helped in great personality development as a person.
	<ol style="list-style-type: none"> 3. mentors and teachers were accessible easily and always supported and explained/cleared doubts. 4. Received academic guidance, clarified concepts, and challenged me to think critically. 5. Support and encouragement boosted confidence and helped excel my studies
<p>Opportunities for career progression and growth</p>	<p>Students found the following activities helpful in charting their career path by building necessary skills like organisation, time management , planning execution etc-</p> <ol style="list-style-type: none"> 1. blood donation, 2. polio drive, 3. waste management collection, 4. volunteering in conferences, 5. volunteering in NEP programs 6. working as writers for star children, 7. internship programs 8. career workshops 9. networking events 10. counseling services 11. research opportunities 12. Platforms to connect with industry professionals

<p>Experience on Community activities addressing social issues initiated by the college</p>	<p>Gained social and professional experience through activities like E-waste management, paper bag distribution, cloth bag distribution, AIDS Awareness program, Organ Donation, importance of constitution, etc.</p>
<p>Share your overall experience about the institution .</p>	<p>Positive Feedback on the merit of following points -</p> <ol style="list-style-type: none"> 1. individual development through all the above mentioned opportunities. 2. institution promises to provide quality education. 3. incredibly enriching and transformative 4. supportive and conducive environment for learning, with dedicated faculty members passionate about their subjects and invested in students' success. 5. Access to a wide range of resources and facilities, including libraries, laboratories, and extracurricular activities, 6. Emphasis on holistic development, offering opportunities for career advancement, community engagement, and self-discovery. 7. Developed confidence and competence.

Part-E Employers' Feedback of the Campus Placement

Name of the Organization:5 responses

1. ICICI Lombard GIC GIC
2. Coppergate Consultant
3. Saraswat Co-Operative Bank Ltd
4. EOS Globe
5. ICICI Prudential Life Insurance

Name of Human Resources (HR):5 responses

1. Pallavi Khot
2. Pranav Shirke
3. Snehal Pabrekar
4. Harshala Chavan
5. Shishir Salvi

Designation of the HR⁵ responses

1. Chief Manager HR
2. TA & Business Development Head
3. Deputy Manager
4. HR
5. Manager - I

E-Mail of the HR

5 responses

1. pallavi.khot@icicilombard.com
2. partner@coppergate.in
3. Snehal.pabrekar@saraswatbank.com
4. Hiring@eosglobe.com
5. shishir.salvi@iciciprulife.com

Mobile. No. of HR (Preferably Whats' App)⁵ responses

1. 09137682118
2. 7208773650
3. 9867806921
4. 9372224127
5. 8655737372

Program and Year

5 responses



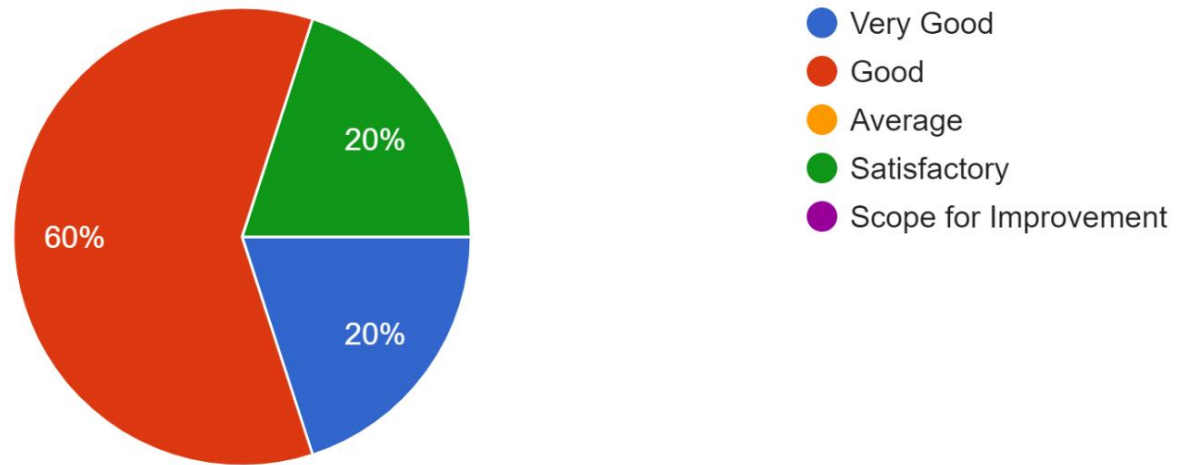
Appointment Designation 5 responses

1. Sales-HA
2. HR Fresher
3. Junior Officer
4. Csr
5. Management Trainee

1.Design of Syllabus

1 Adequacy of Syllabus

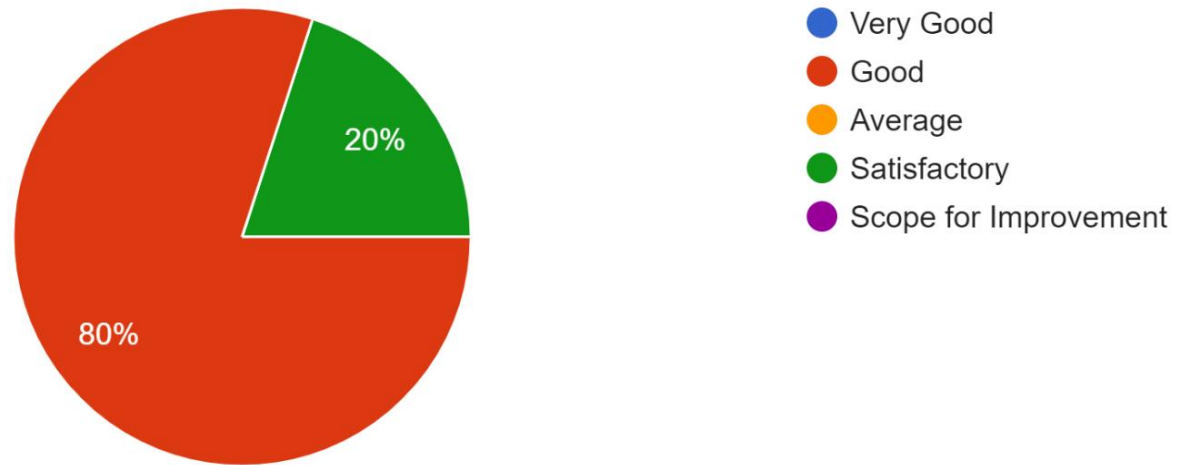
5 responses



Subject Knowledge: 80% rated it "Good," and 20% "Very Good."

2 Subject Knowledge

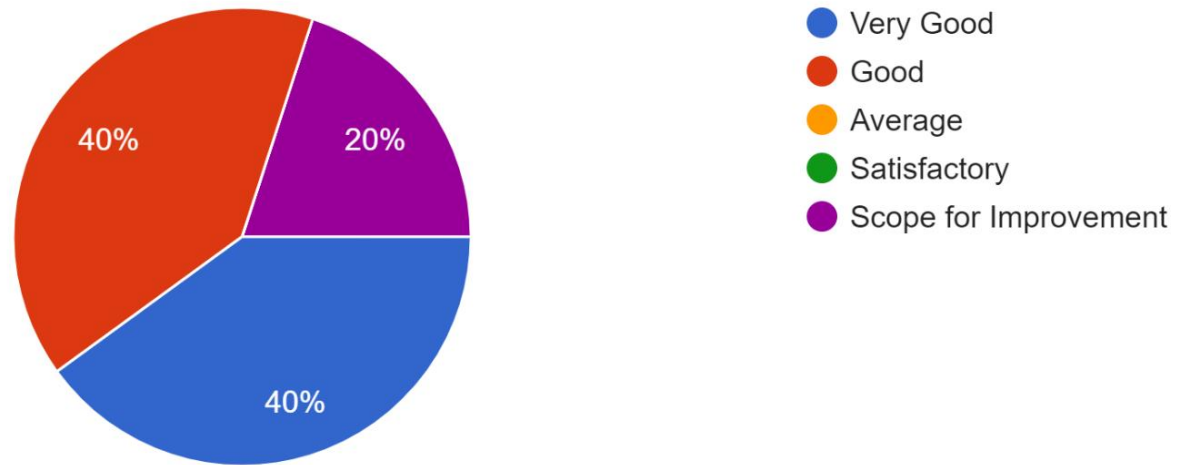
5 responses



Subject Knowledge: 80% rated it "Good," and 20% "Very Good."

3 Competency Level

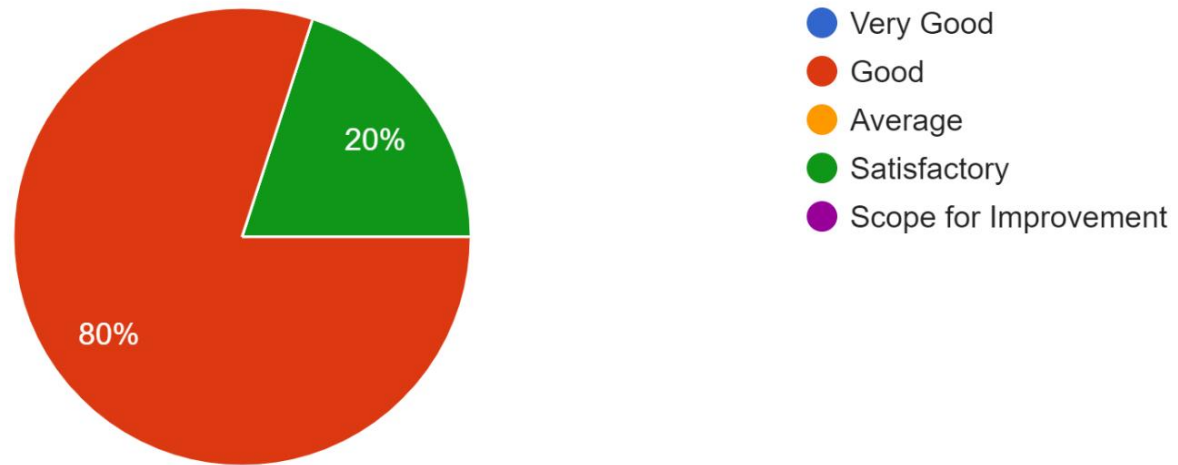
5 responses



Competency Level: 40% rated it "Good," 40% "Average," and 20% "Very Good."

4 Able to co-relate theory and practice

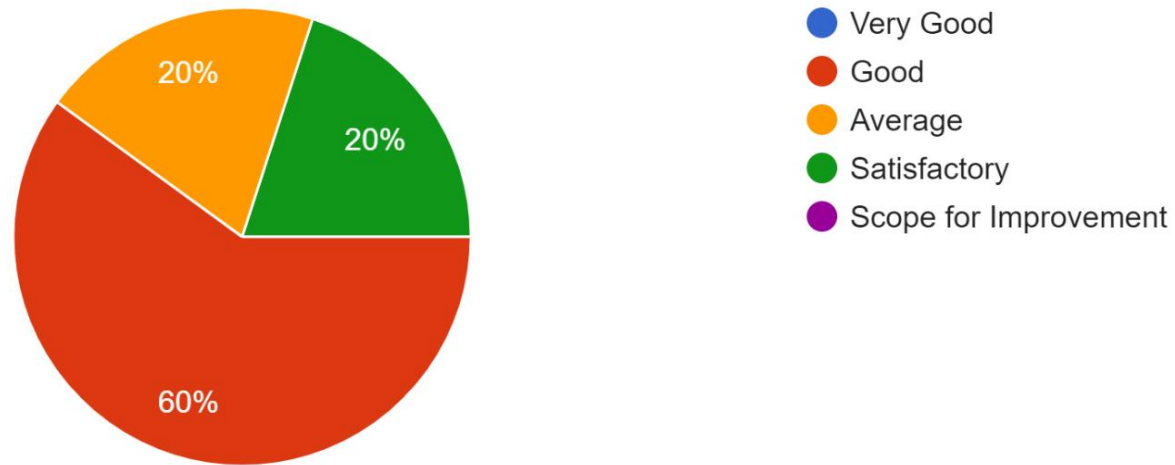
5 responses



Able to Correlate Theory and Practice: 80% rated it "Good," and 20% "Very Good."

5 Planning and Organization Skills

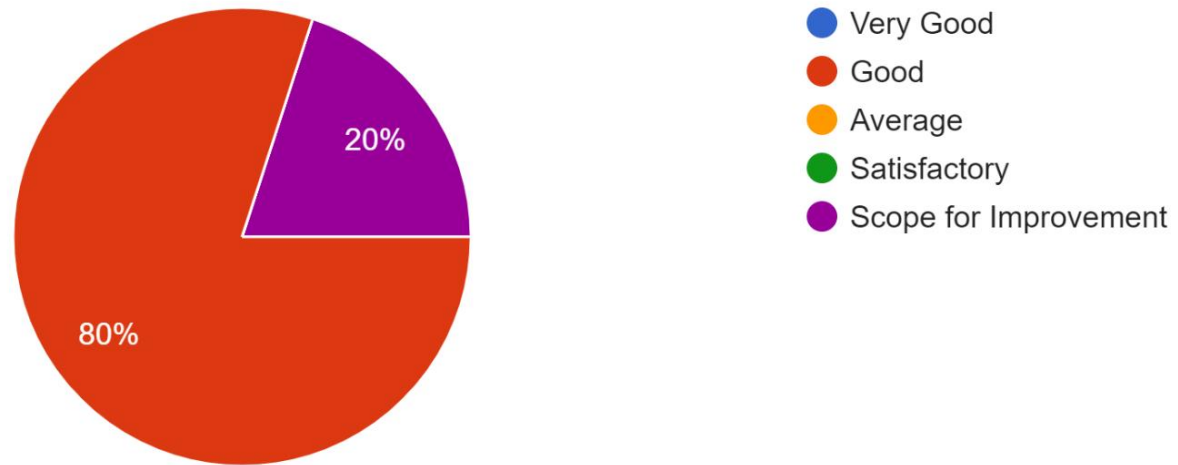
5 responses



Planning and Organization Skills: 60% rated it "Average," 20% "Good," and 20% "Very Good."

6 Capability to contribute in achieving organization goal/s

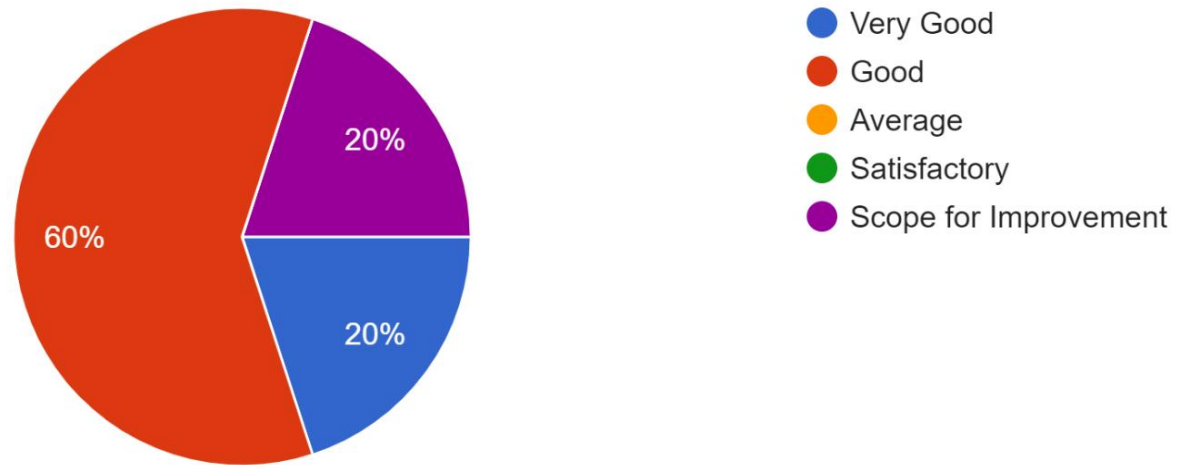
5 responses



Capability to Contribute to Achieving Organization Goals: 80% rated it "Good," and 20% "Very Good."

7 Target Orientation

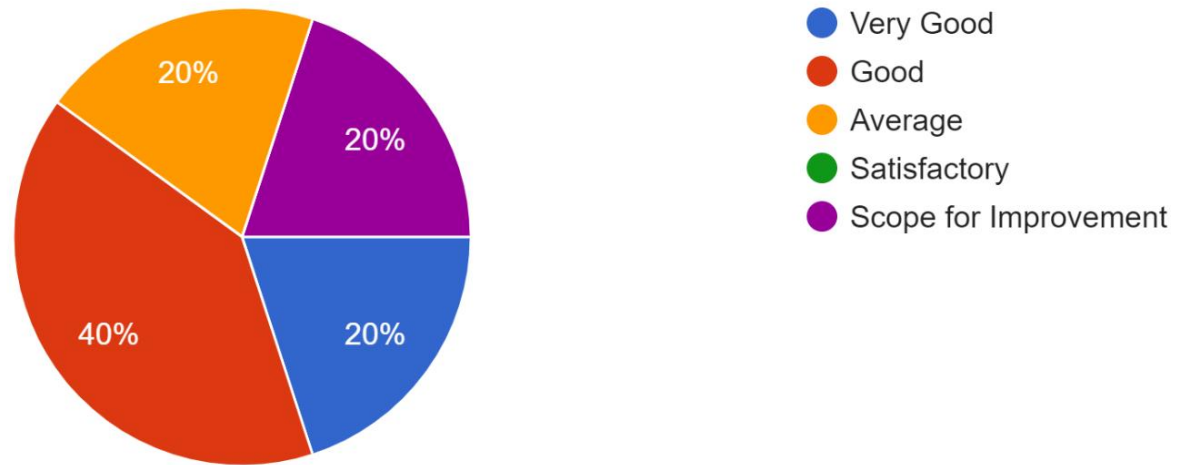
5 responses



Target Orientation: 60% rated it "Average," 20% "Good," and 20% "Very Good."

8 Quest for new learning

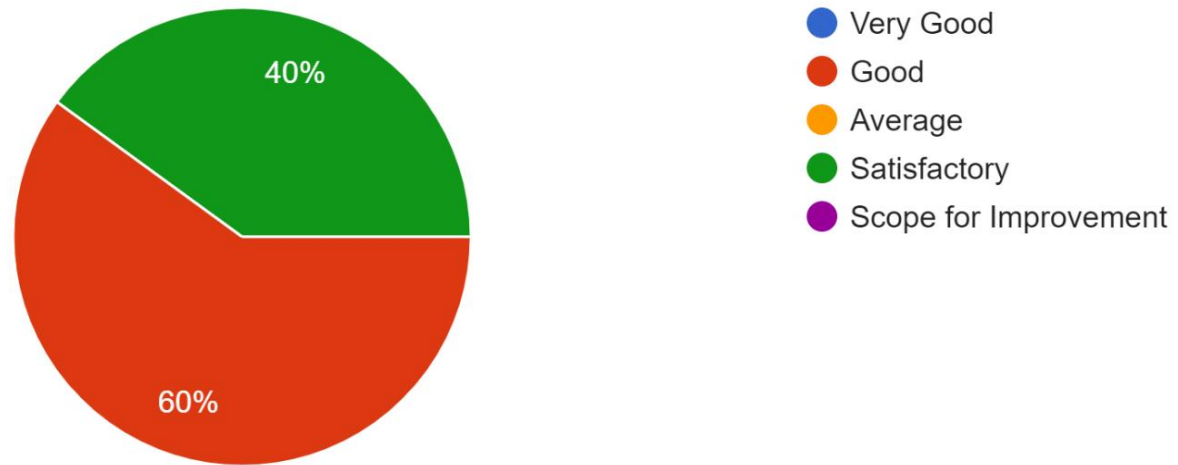
5 responses



Quest for New Learning: 40% rated it "Good," 20% "Very Good," 20% "Average," and 20% "Satisfactory."

9 Innovativeness

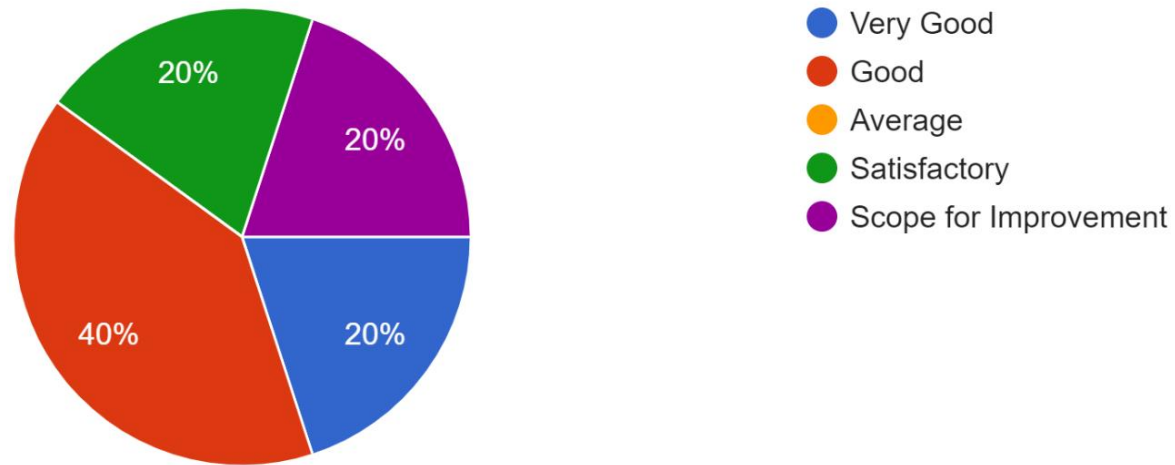
5 responses



Innovativeness: 60% rated it "Good," and 40% "Very Good."

10 Communication skills and other soft skills

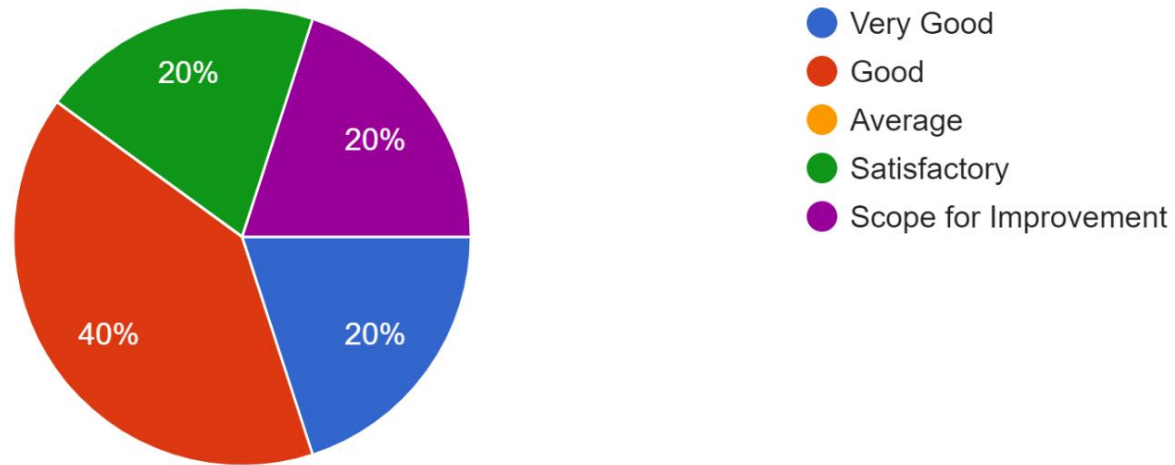
5 responses



Communication Skills and Other Soft Skills: 40% rated it "Good," 20% "Very Good," 20% "Average," and 20% "Satisfactory."

11 Temperament

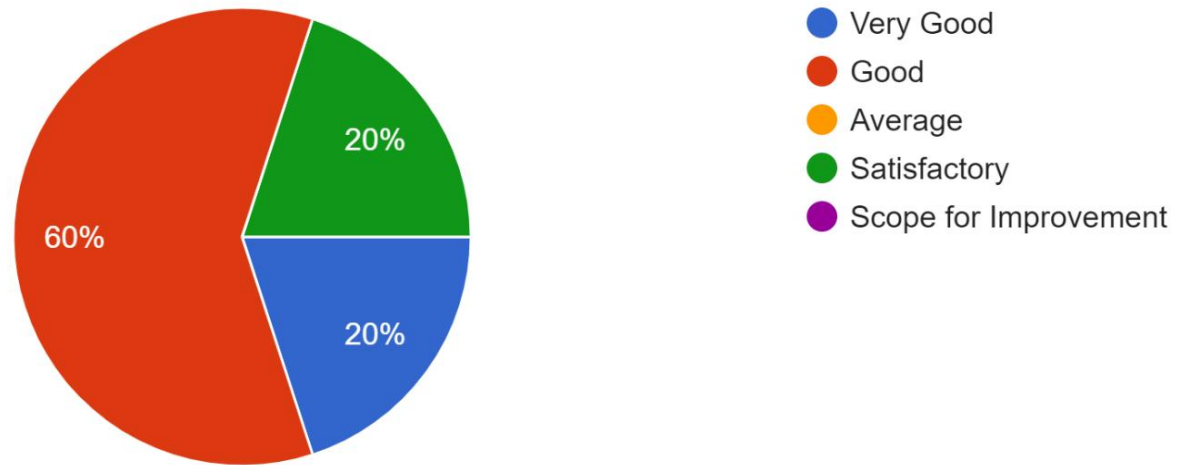
5 responses



Temperament: 40% rated it "Good," 20% "Very Good," 20% "Average," and 20% "Satisfactory."

12 Involvement in social activities

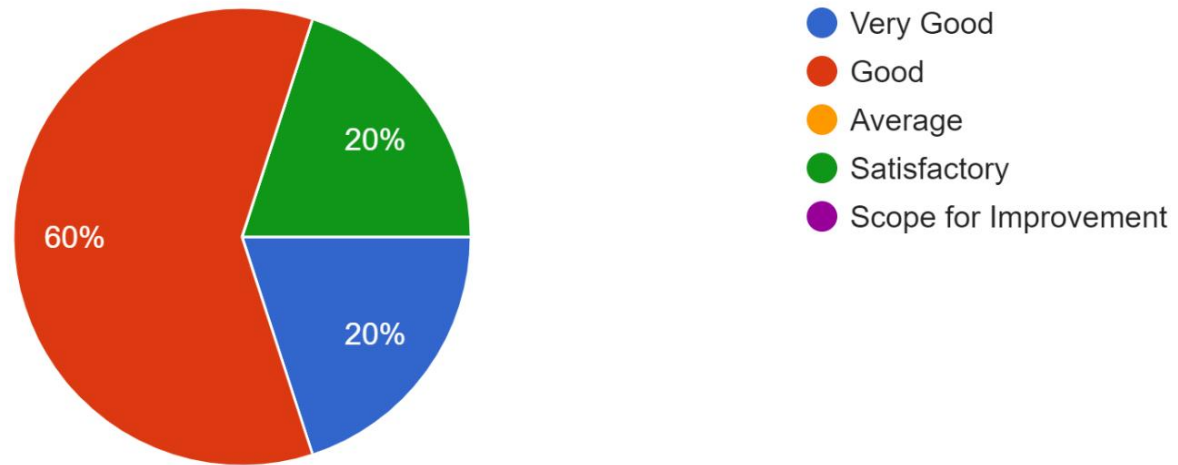
5 responses



Involvement in Social Activities: 60% rated it "Average," 20% "Very Good," and 20% "Good."

13 Respect for Values

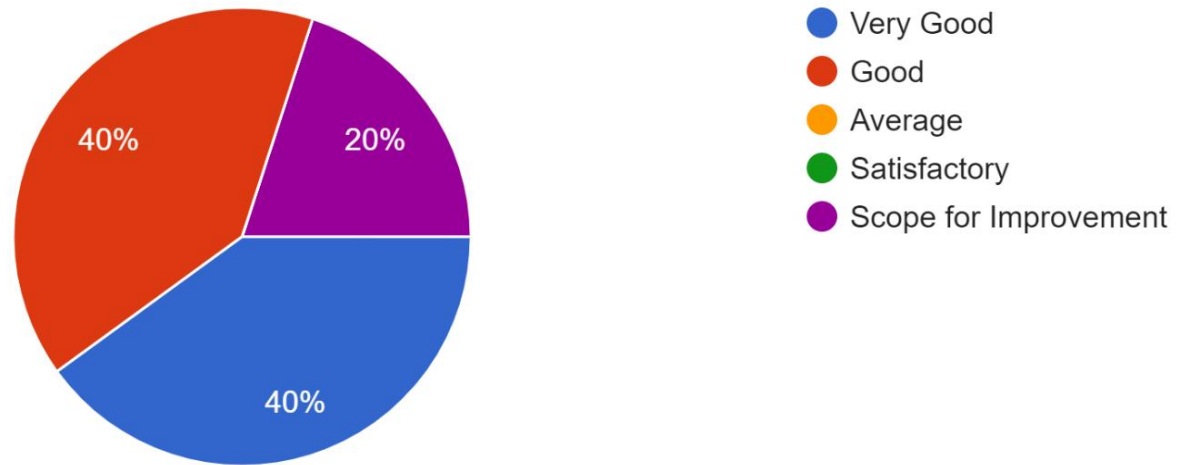
5 responses



Respect for Values: 60% rated it "Average," 20% "Very Good," and 20% "Good."

14 Overall Rating

5 responses

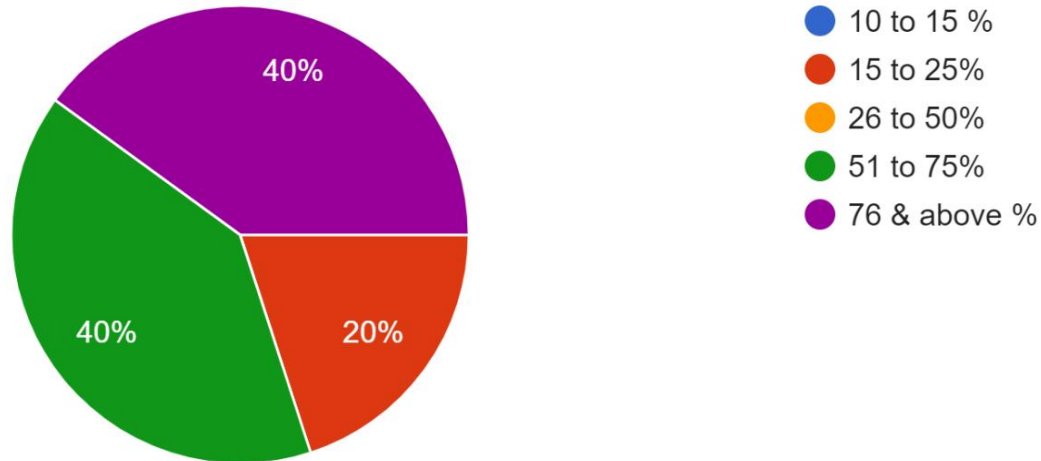


Overall Rating: 40% rated it "Good," 40% "Average," and 20% "Very Good."

Quality of the students appeared for the placement

1. Whether students aware of Subject Knowledge

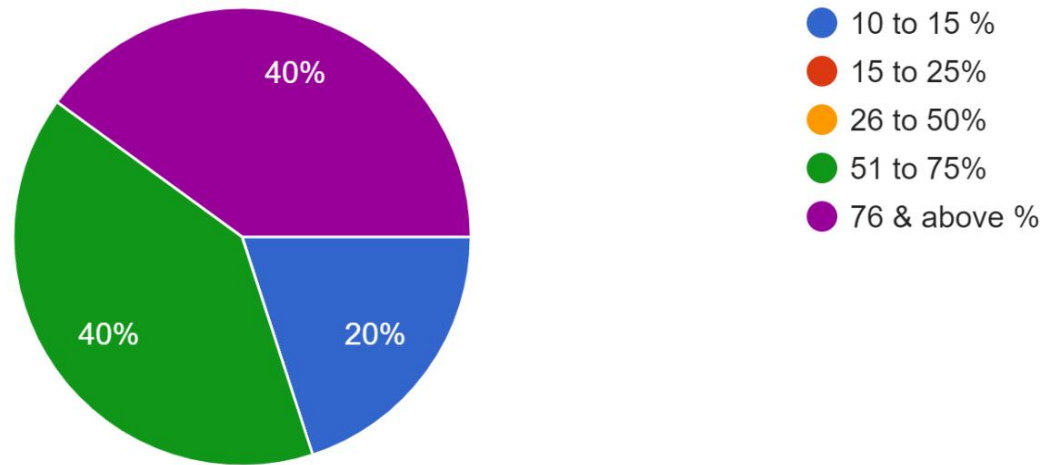
5 responses



Quality of Students' Subject Knowledge: 40% indicated 26-50% awareness, 40% indicated 51-75% awareness, and 20% indicated 76% and above awareness.

2. Whether students possess good communication Skill

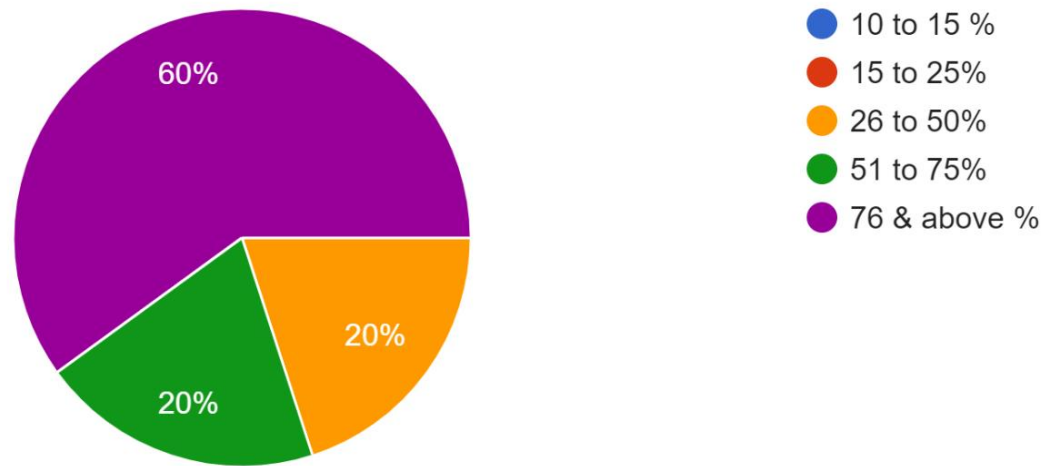
5 responses



Students' Communication Skills: 40% indicated 26-50% proficiency, 40% indicated 51-75% proficiency, and 20% indicated 76% and above proficiency.

3. Whether Students were Discipline through out the Placement Process

5 responses



Discipline Throughout Placement Process: 40% indicated 26-50% discipline, 40% indicated 51-75% discipline, and 20% indicated 76% and above discipline.

4. Suggestion for improvement in Students Placement^{5 responses}

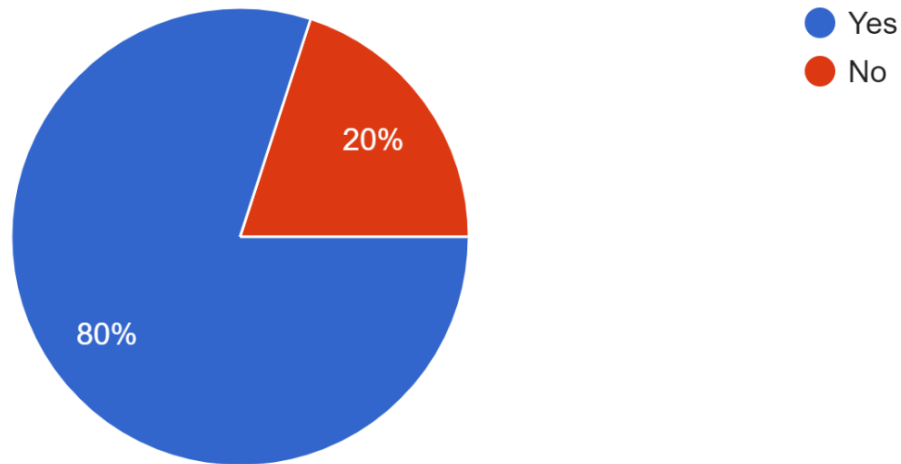
1. Students should be prepared with soft skill and knowledge
2. Everything was good. No changes needed, no suggestions.

- 3. More attendance expected
- 4. Nope
- 5. majorly communication skills and presentability

Infrastructure of the college (in case of Offline Placement only)

1. Whether proper Infrastructure is provided during the Offline Placement

5 responses



Infrastructure for Offline Placement: 80% indicated proper infrastructure was provided, while 20% did not.

2. Any Other suggestion on Infrastructure⁵ responses

1. Need to arrange basic infrastructure for panel like lunch , breakfast etc properly
2. All good.
3. Arrangements were good
4. Nope
5. No

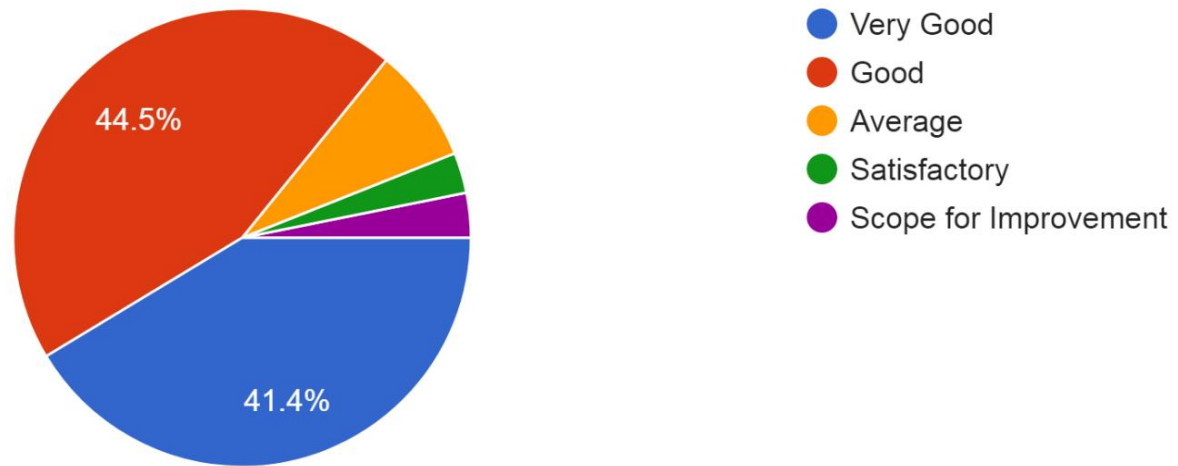
Suggestions on Infrastructure: Basic infrastructure for the panel like lunch and breakfast needed improvement; otherwise, arrangements were generally good.

Alumni feedback is taken from the students passed-out in 2023-24. In total 665 alumni feedback received online are analysed as follows:

Majority of the alumni shown their satisfaction towards adequacy of syllabus i.e.42.10% with Very Good response and 44.50% with good response

2 Subject Knowledge covered

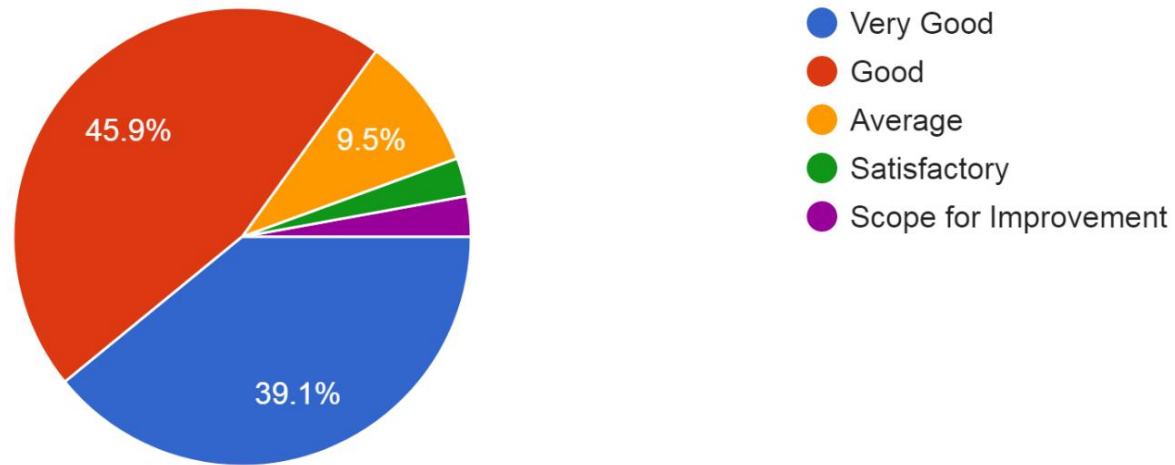
665 responses



According to the majority of the Alumni i.e.41.10% and 44.50% subject knowledge cover was of very good and good level.

3 Sequence of the courses selected during the program

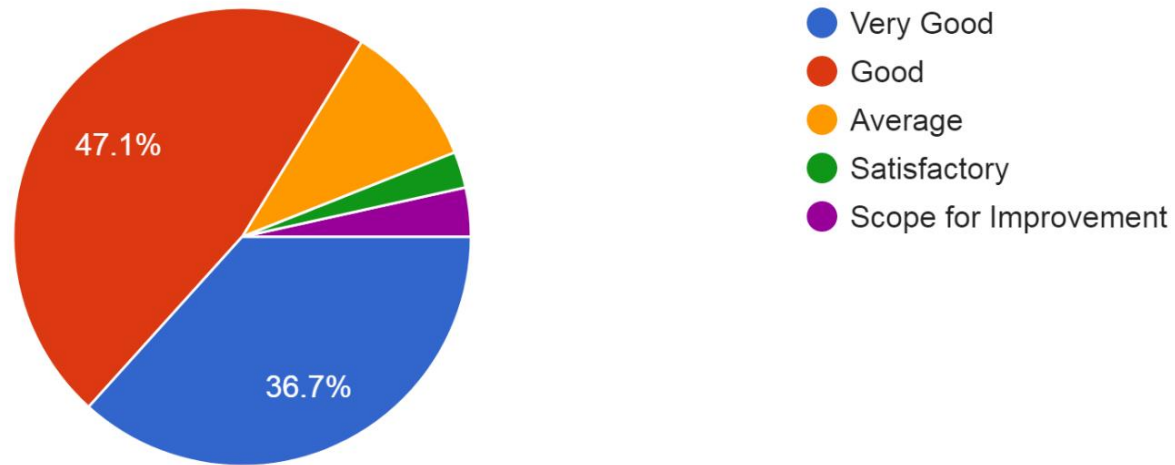
665 responses



More than 85% of the alumni are satisfied with the sequence of the courses selected by them with very good and good responses

4 Structure of syllabus stipulated for the program

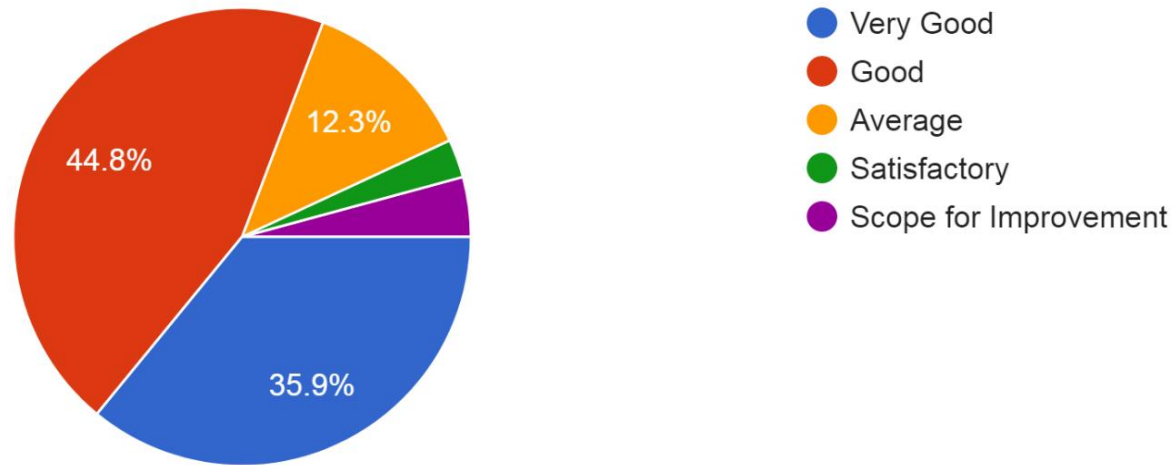
665 responses



About 83.80% of the alumni have shown their satisfaction for the structure of syllabus stipulated in the programme they selected with very good and good responses.

5 Availability of materials and references related to syllabus

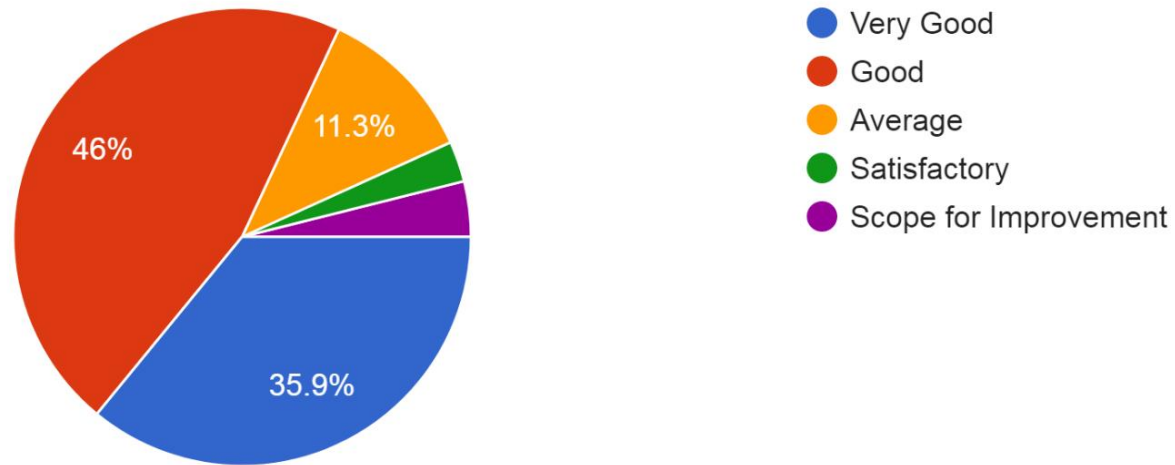
665 responses



More than 80% alumni have shown their satisfaction towards availability of materials and references related to syllabus with very good and good responses.

5 Able to co-relate theory and practice

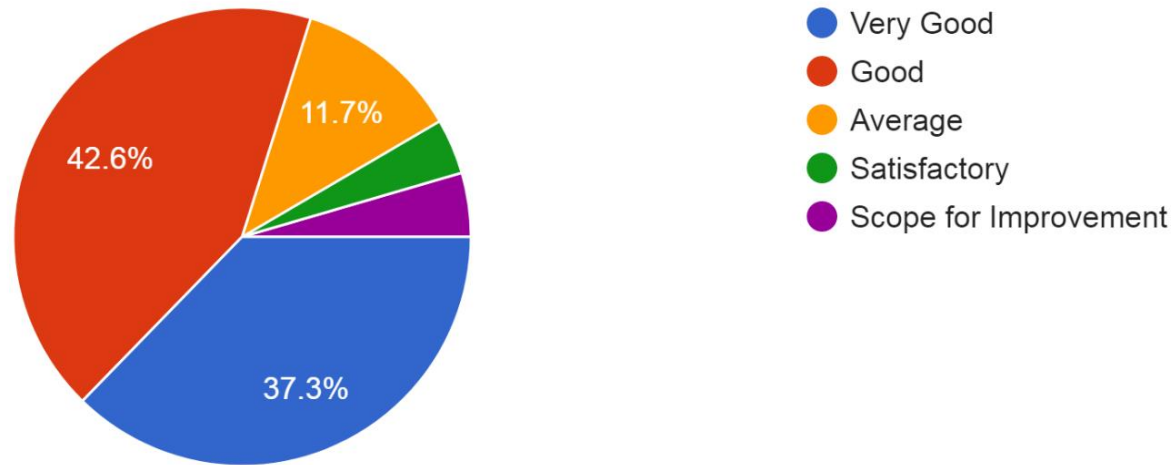
665 responses



More than 81% of the alumni are of the opinion that they could related theory given in the syllabus with practice with very good and good as responses.

6 Syllabus in tune with current trends

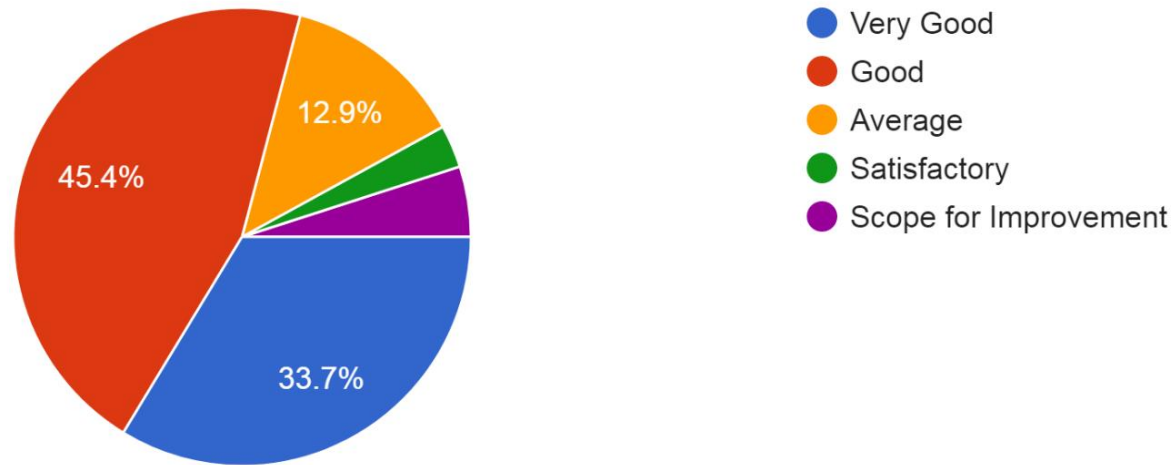
665 responses



More than 79% of the alumni are of the opinion that the syllabus that they learned was in tune with current trends with very good and good responses.

7 Syllabus relevant to job market and future aspirations

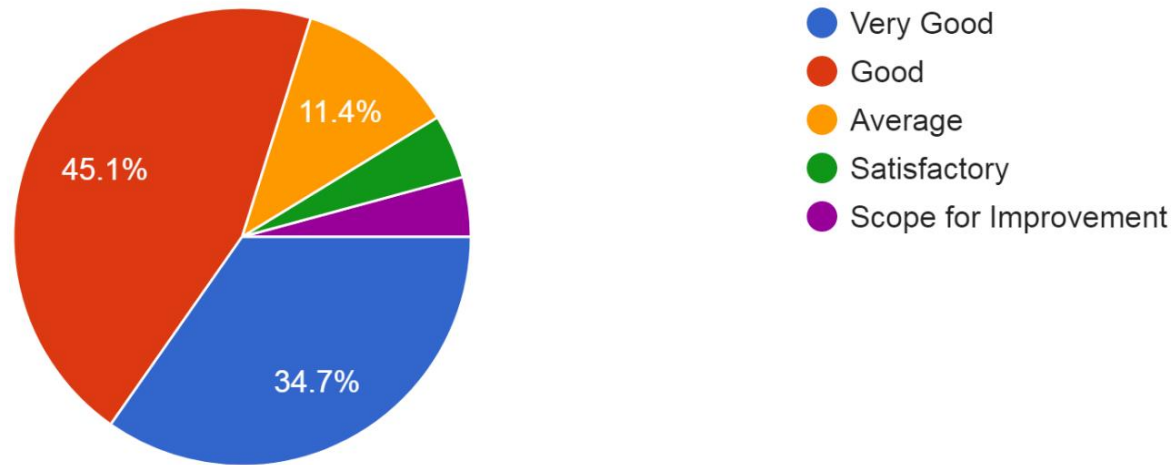
665 responses



Majority 79% of the alumni felt that their syllabus was relevant to job market and future aspiration with very good and good responses.

8 Syllabus helps in improving soft skills

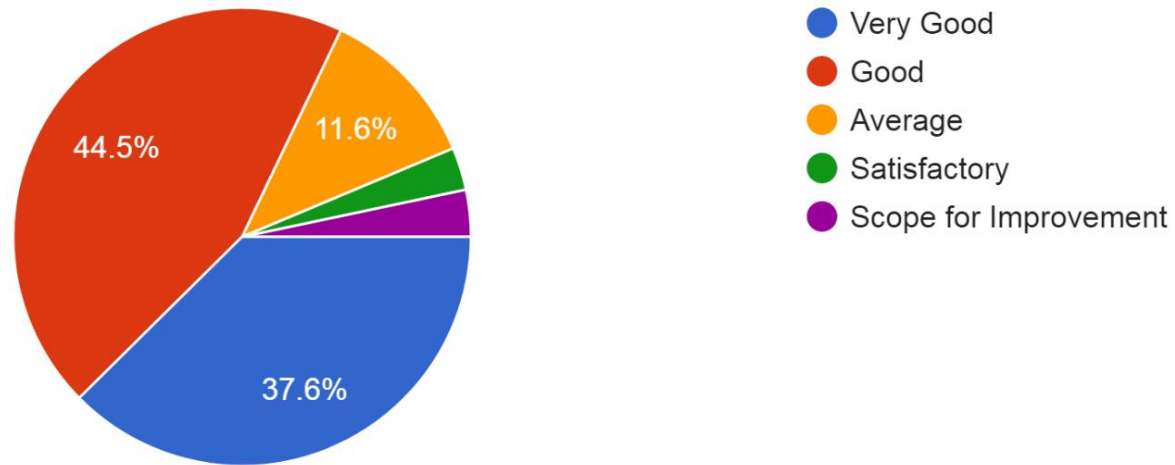
665 responses



More than 79% of the alumni felt that their syllabus helped them in improving their soft skills with very good and good responses.

9 Projects based on syllabus was challenging and encouraging

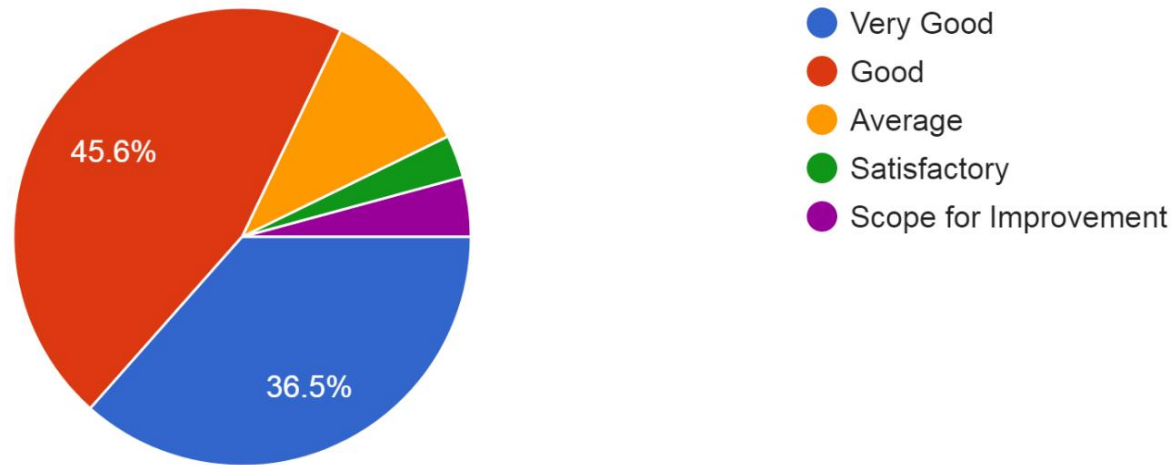
665 responses



More than 82% of the alumni are of the opinion that the project based on syllabus were challenging and encouraging with very good and good responses.

10 Over all impression about the syllabus throughout the program

665 responses

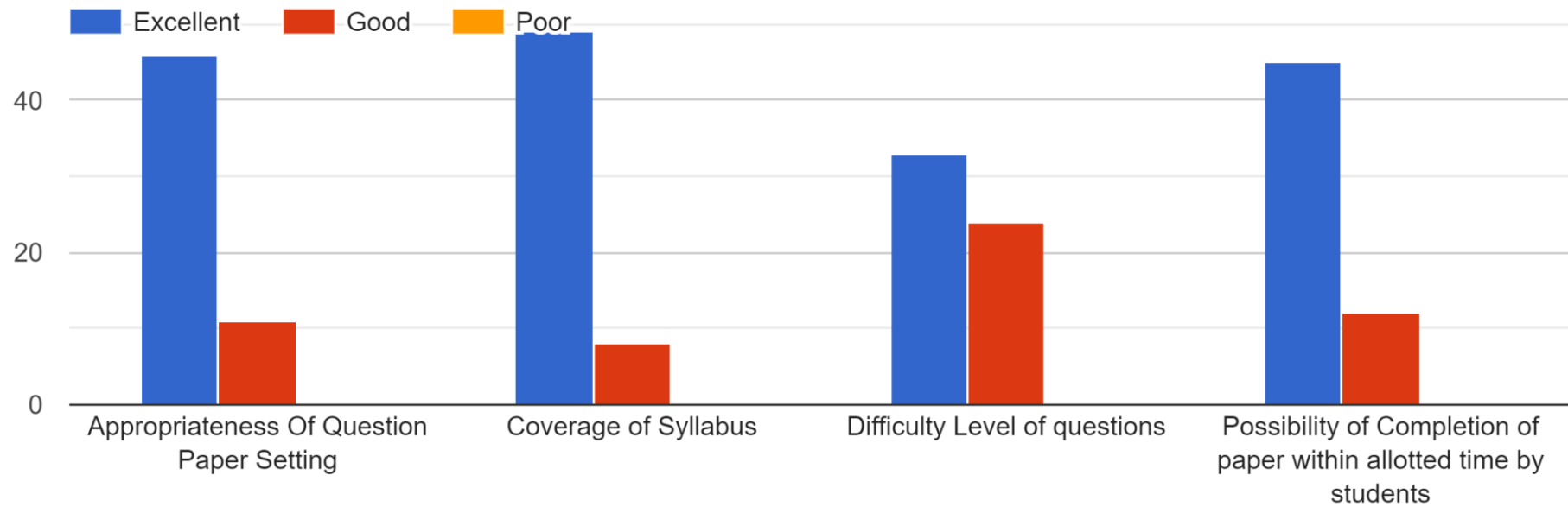


Majority 82.10% of the Alumni are having a very good and good overall impression about the syllabus that they learned throughout their selected programmes.

Part-G : Peer Teachers' Feedback

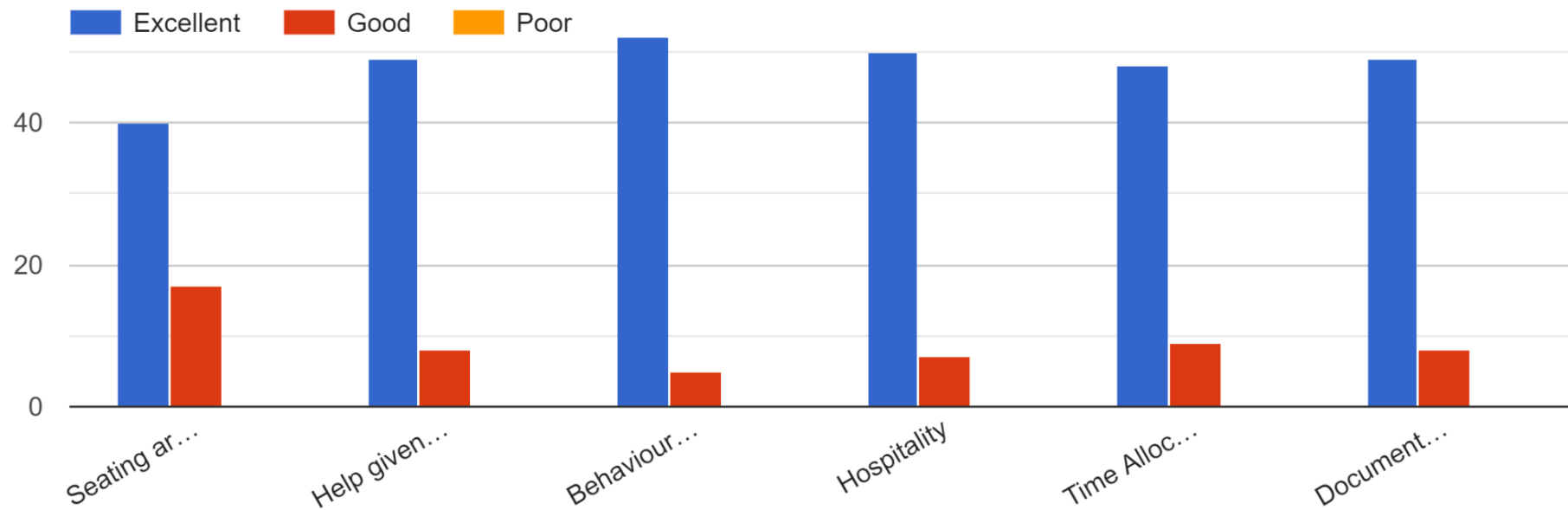
In total 57 peer teachers have given feedback related to paper setting, syllabus covered and examination system

Feedback About Paper Setting



1.

Please tell us about organisation/arrangement of moderation Process



Organisation/arrangement of moderation Process-

- | | | |
|-------------------------------|---|-----------------------------------|
| 1. Seating arrangement | 2. Help given by Examination Committee/Department members | |
| 3. Behaviour of support staff | 4. Hospitality | 5. Time Allocation for moderation |
| | | 6. Documentation / Formalities |