

VPM's B. N. Bandodkar College of Science, Thane

F.Y.B.Sc. Admissions

Procedure for Payment of fees

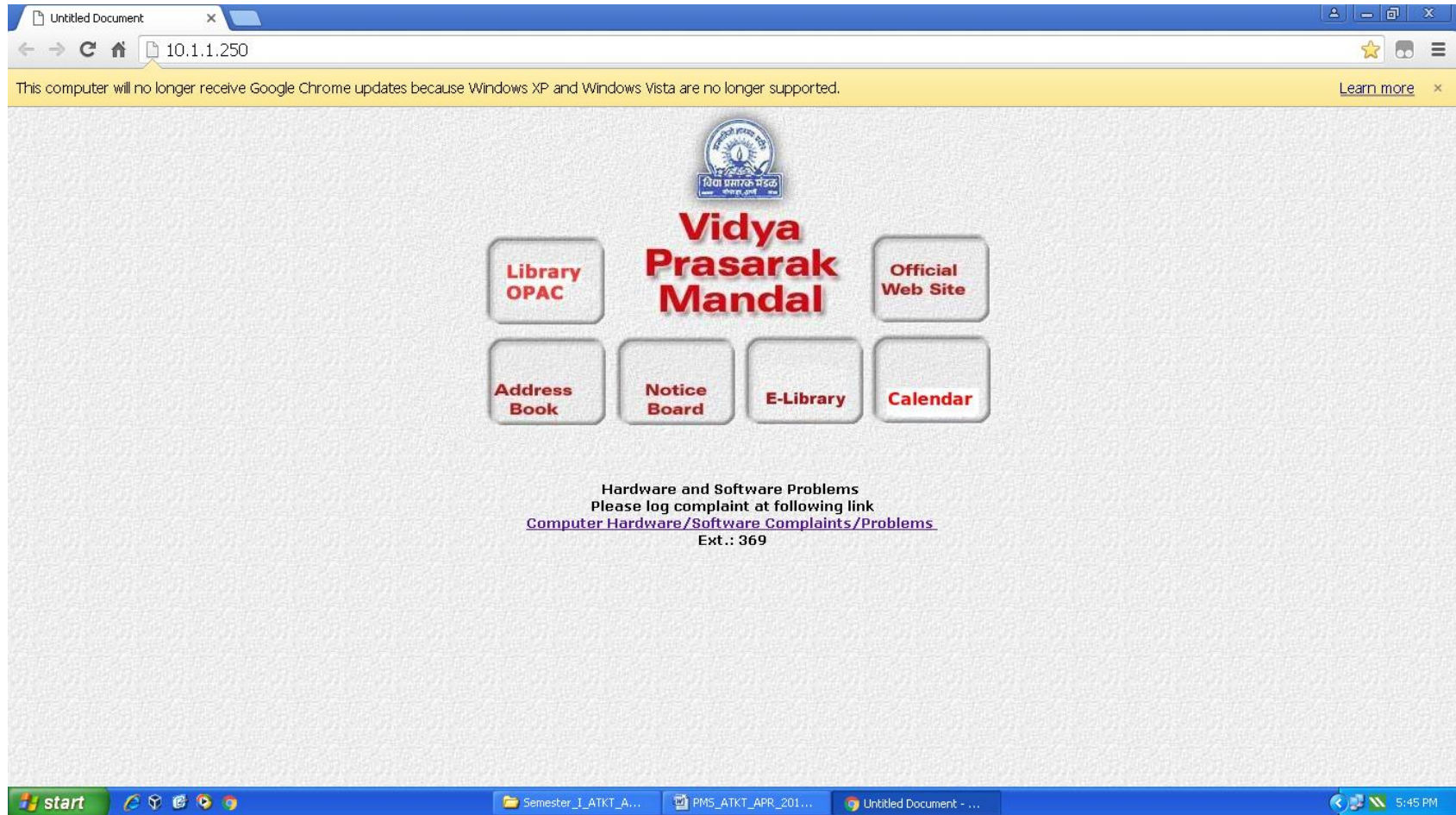
Academic Year : 2020 - 2021

VPM's B. N. Bandodkar College of Science, Thane

**For any problem / query / doubt / assistance
regarding payment of fees, please write a mail
to**

bnbfy2020@vpmtree.org

STEP 1: OPEN BROWSER e.g Google Chrome



The screenshot shows a web browser window with the address bar set to 10.1.1.250. A yellow warning banner at the top states: "This computer will no longer receive Google Chrome updates because Windows XP and Windows Vista are no longer supported." The main content of the page features the Vidya Prasarak Mandal logo at the top center, followed by the text "Vidya Prasarak Mandal" in large red font. Below this, there are seven buttons arranged in two rows: "Library OPAC", "Official Web Site", "Address Book", "Notice Board", "E-Library", and "Calendar". At the bottom of the page, there is a notice: "Hardware and Software Problems Please log complaint at following link [Computer Hardware/Software Complaints/Problems](#) Ext.: 369". The Windows taskbar at the bottom shows the Start button, several open applications, and the system tray with the time 5:45 PM.

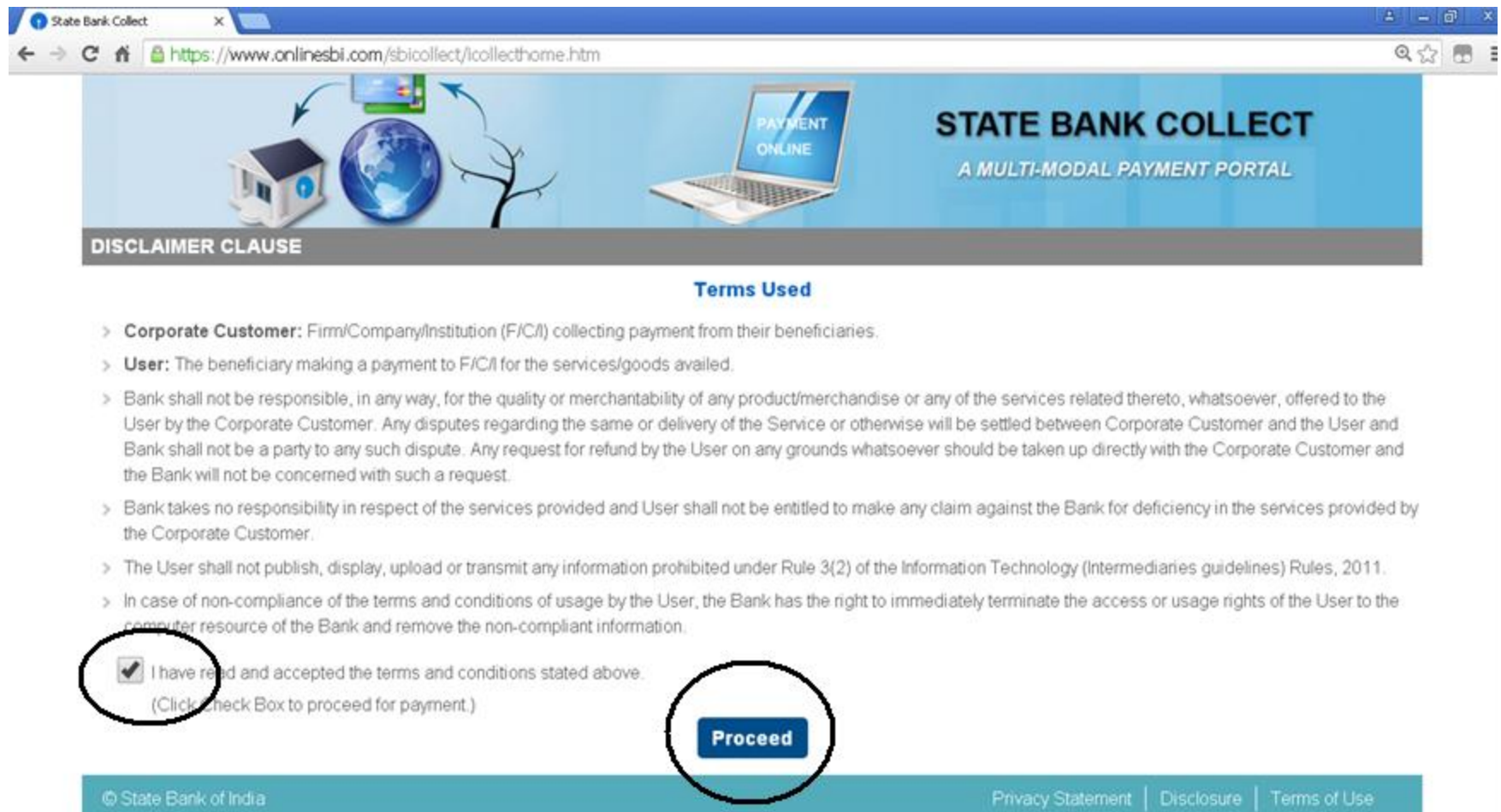
Step 2: Visit <https://www.onlinesbi.com/>

The screenshot shows the SBI Online Banking website. The browser tabs include Cisco Webex Meetings, (7) WhatsApp, and State Bank of India. The address bar shows onlinesbi.com. The website header features the SBI logo and the SBI ONLINE logo. A navigation menu includes Services, Mobile Banking, FAQ, Corporate Website, SBMOPS ^{New}, SB Collect, Electoral Bond, Videos, mCash, Apply for SB/ Current Account, NPS, Bill Pay, SBI Loans, and a language selector for हिंदी. A security warning states: "SBI never asks for confidential information such as PIN and OTP from customers. Any such call can be made only by a fraudster. Please do not share personal info." The main content area is divided into two sections: PERSONAL BANKING and CORPORATE BANKING. The PERSONAL BANKING section includes a LOGIN button and a yono logo. Below it are links for New User Registration, How Do I, Customer Care, and Lock & Unlock User. The CORPORATE BANKING section includes a LOGIN button and the yono BUSINESS logo. Below it are links for New Corporate Registration, How Do I, and Customer Care. A banner at the bottom of the main content area reads: "EMIs on Term Loans falling due between 01.03.2020 to 31.05.2020, please [click here](#) for more information. | Have you tried our new simplified and intuitive business banking platform? Log in to [yono](#)". The footer contains a grid of service links: SBICAP Securities, SBI Life Insurance, SBI General Insurance, SBI Mutual Fund, SBICAP Trustee Company Ltd, SBI Card, NRI Services, SBI Express Remit, OnlineSBI Global, Customer Complaint Form, Customer Request and Complaint Form (NEW), and Foreign Travel/EZ-Pay/Gift Cards. A "More Useful Links" button is also present. A social media sidebar on the right includes icons for Facebook, Twitter, YouTube, LinkedIn, Instagram, and Pinterest. At the bottom, a banner reads "#IndiaFightsCoronaVirus".

Step 3: Click on SB Collect

The screenshot shows the SBI Online website interface. The browser's address bar displays 'onlinesbi.com'. The top navigation menu includes 'Services', 'Mobile Banking', 'FAQ', 'Corporate Website', 'SBMOPS', 'SB Collect', 'Electronic Bond', 'Videos', 'mCash', 'Apply for SBI Current Account', 'NPS', 'Bill Pay', and 'SBI Loans'. The 'SB Collect' menu item is circled in red. Below the navigation menu, a security warning states: 'SBI never asks for sensitive information such as PIN and OTP from customers. Any such call can be made only by a fraudster. Please do not share personal info.' The main content area is divided into two sections: 'PERSONAL BANKING' and 'CORPORATE BANKING'. The 'PERSONAL BANKING' section features a 'LOGIN' button and a 'yono' logo, along with links for 'New User Registration /', 'How Do I', 'Customer Care', and 'Lock & Unlock User'. The 'CORPORATE BANKING' section features a 'LOGIN' button and a 'yono BUSINESS' logo, along with links for 'New Corporate Registration', 'How Do I', and 'Customer Care'. A banner at the bottom of the main content area reads: 'EMIs on Term Loans falling due between 01.03.2020 to 31.05.2020, please [click here](#) for more information. | Have you tried our new simplified and intuitive business banking platform? Log in to [yono](#)'. The footer contains a grid of links: 'SBICAP Securities', 'SBI Life Insurance', 'SBI General Insurance', 'SBI Mutual Fund', 'SBICAP Trustee Company Ltd', 'SBI Card', 'NRI Services', 'SBI Express Remit', 'OnlineSBI Global', 'Customer Complaint Form', 'Customer Request and Complaint Form (NEW)', and 'Foreign Travel/EZ-Pay/Gift Cards'. A 'More Useful Links' button is located below the footer grid. A social media sidebar on the right includes icons for Facebook, Twitter, YouTube, LinkedIn, Instagram, and Pinterest. A banner at the bottom of the page reads '#IndiaFightsCoronaVirus'.

Step 4 : Keep Checkbox ON and click on Proceed



The screenshot shows a web browser window with the URL <https://www.onlinesbi.com/sbicollect/collecthome.htm>. The page header features a blue banner with the text "STATE BANK COLLECT" and "A MULTI-MODAL PAYMENT PORTAL". Below the banner is a "DISCLAIMER CLAUSE" section with the heading "Terms Used". The terms are listed as follows:

- > **Corporate Customer:** Firm/Company/Institution (F/C/I) collecting payment from their beneficiaries.
- > **User:** The beneficiary making a payment to F/C/I for the services/goods availed.
- > Bank shall not be responsible, in any way, for the quality or merchantability of any product/merchandise or any of the services related thereto, whatsoever, offered to the User by the Corporate Customer. Any disputes regarding the same or delivery of the Service or otherwise will be settled between Corporate Customer and the User and Bank shall not be a party to any such dispute. Any request for refund by the User on any grounds whatsoever should be taken up directly with the Corporate Customer and the Bank will not be concerned with such a request.
- > Bank takes no responsibility in respect of the services provided and User shall not be entitled to make any claim against the Bank for deficiency in the services provided by the Corporate Customer.
- > The User shall not publish, display, upload or transmit any information prohibited under Rule 3(2) of the Information Technology (Intermediaries guidelines) Rules, 2011.
- > In case of non-compliance of the terms and conditions of usage by the User, the Bank has the right to immediately terminate the access or usage rights of the User to the computer resource of the Bank and remove the non-compliant information.

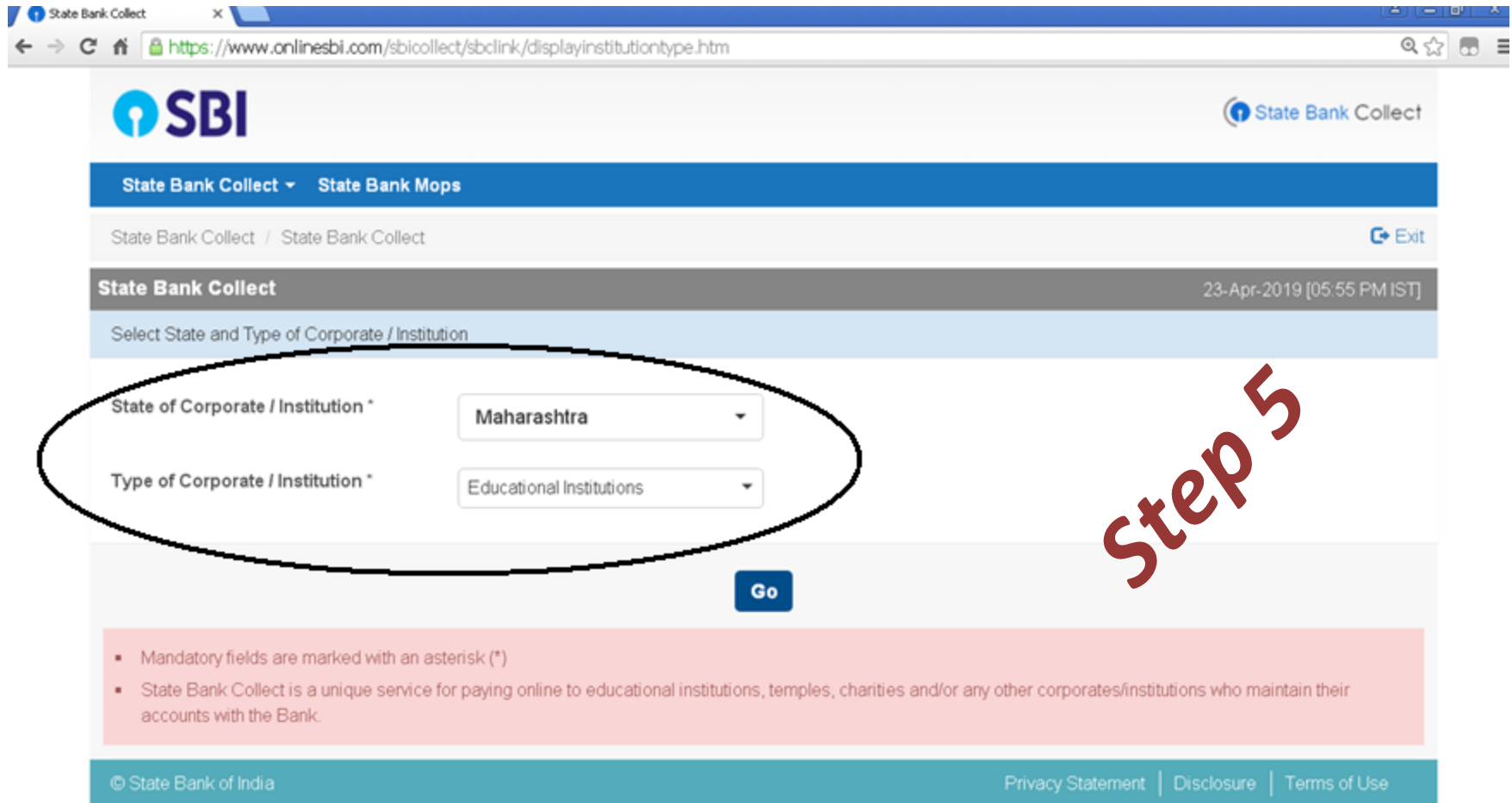
Below the terms, there is a checkbox that is checked, indicating that the user has read and accepted the terms and conditions. The text "(Click Check Box to proceed for payment.)" is displayed below the checkbox. A blue "Proceed" button is located to the right of the checkbox.

© State Bank of India [Privacy Statement](#) | [Disclosure](#) | [Terms of Use](#)

State of Corporate / Institution * : Maharashtra

Type of Corporate / Institution * : Educational Institutions

Then Click on GO



The screenshot shows the SBI State Bank Collect website interface. The browser address bar displays the URL: <https://www.onlinesbi.com/sbicollect/sbclink/displayinstitutiontype.htm>. The page header includes the SBI logo and the text "State Bank Collect". Below the header, there is a navigation bar with "State Bank Collect" and "State Bank Mops". The main content area is titled "State Bank Collect" and shows the date and time: "23-Apr-2019 [05:55 PM IST]". The form is titled "Select State and Type of Corporate / Institution". It contains two dropdown menus: "State of Corporate / Institution *" with "Maharashtra" selected, and "Type of Corporate / Institution *" with "Educational Institutions" selected. A "Go" button is located below the form. A red "Step 5" watermark is overlaid on the right side of the form. A pink box at the bottom contains the following text:

- Mandatory fields are marked with an asterisk (*)
- State Bank Collect is a unique service for paying online to educational institutions, temples, charities and/or any other corporates/institutions who maintain their accounts with the Bank.

© State Bank of India | Privacy Statement | Disclosure | Terms of Use

SELECT Educational Institutions Name * as

PCM / PMS / CBZ : B N BANDODKAR COLLEGE OF SCIENCE THANE SENIOR

**IT/CS/Biotech/Micro/Biochem/Human Sci / Interdisciplinary Sci :
B N BANDODKAR COLLEGE OF SCIENCE THANE SELF FINANCE**

The screenshot shows the SBI State Bank Collect website interface. The browser address bar displays <https://www.onlinesbi.com/sbicollect/payment/listinstitution.htm>. The page header includes the SBI logo and "State Bank Collect". A navigation bar shows "State Bank Collect" and "State Bank Mops". Below this, there is a breadcrumb trail "State Bank Collect / State Bank Collect" and an "Exit" button. The main content area is titled "State Bank Collect" and shows a timestamp "23-09-2019 [06:02 PM IST]". A dropdown menu is open for "Educational Institutions Name *", with "B N BANDODKAR COLLEGE OF SCIEN" selected. Below the dropdown are "Submit" and "Back" buttons. A red "Step 6" watermark is overlaid on the right side of the form. A red box at the bottom contains the text "Mandatory fields are marked with an astensk (*)". The footer includes "© State Bank of India" and links for "Privacy Statement", "Disclosure", and "Terms of Use".

State Bank Collect

State Bank Collect / State Bank Mops

State Bank Collect / State Bank Collect

State Bank Collect

Select from Educational Institutions

Educational Institutions Name * B N BANDODKAR COLLEGE OF SCIEN

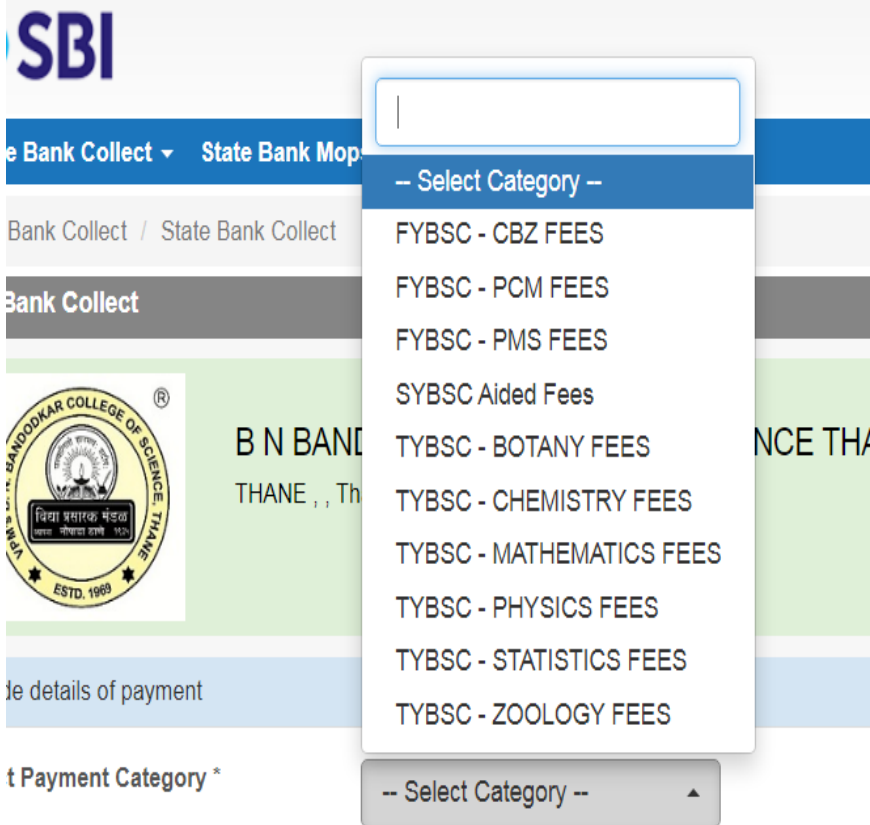
Submit Back

Mandatory fields are marked with an astensk (*)

© State Bank of India Privacy Statement | Disclosure | Terms of Use

SELECT Payment Category applicable to you / the course for which your name is in merit and you want to do the Payment of fees

ENTER FORM NUMBER (Check Merit List)



The screenshot shows the SBI payment portal interface. At the top left is the SBI logo. Below it, there are navigation links: "State Bank Collect" and "State Bank Mop". A search bar is present with a vertical cursor. A dropdown menu is open, displaying a list of payment categories. The categories listed are: "FYBSC - CBZ FEES", "FYBSC - PCM FEES", "FYBSC - PMS FEES", "SYBSC Aided Fees", "TYBSC - BOTANY FEES", "TYBSC - CHEMISTRY FEES", "TYBSC - MATHEMATICS FEES", "TYBSC - PHYSICS FEES", "TYBSC - STATISTICS FEES", and "TYBSC - ZOOLOGY FEES". Below the dropdown is a button labeled "-- Select Category --". The background of the page shows the logo of B. N. BANOJKAR COLLEGE OF SCIENCE, THANE, and the text "B N BAN... THANE, , Th...".

SBI

State Bank Collect ▾ State Bank Mop

Bank Collect / State Bank Collect

Bank Collect

B. N. BANOJKAR COLLEGE OF SCIENCE, THANE

ESTD. 1969


B N BAN... THANE, , Th...

Details of payment

Select Payment Category *

-- Select Category --

- Select Category --
- FYBSC - CBZ FEES
- FYBSC - PCM FEES
- FYBSC - PMS FEES
- SYBSC Aided Fees
- TYBSC - BOTANY FEES
- TYBSC - CHEMISTRY FEES
- TYBSC - MATHEMATICS FEES
- TYBSC - PHYSICS FEES
- TYBSC - STATISTICS FEES
- TYBSC - ZOOLOGY FEES



The screenshot shows the SBI payment portal interface. At the top left is the SBI logo. Below it, there are navigation links: "State Bank Collect" and "State Bank Mop". A search bar is present with a vertical cursor. A dropdown menu is open, displaying a list of payment categories. The categories listed are: "FYBSC - MICROBIOLOGY FEES", "FYBSC - BIOCHEMISTRY FEES", "FYBSC - BIOTECHNOLOGY FEES", "FYBSC - COMPUTER SCIENCE FEES", "FYBSC - HUMAN SCIENCE FEES", "FYBSC - INTERDISCIPLINARY SCIENCE FEES", "FYBSC - IT FEES", "SYBSC - MICROBIOLOGY FEES", "SYBSC - BIOCHEMISTRY FEES", "SYBSC - HUMAN SCIENCE FEES", and "SYBSC - INTERDISCIPLINARY SCIENCE FEES". Below the dropdown is a button labeled "-- Select Category --". The background of the page shows the logo of B. N. BANOJKAR COLLEGE OF SCIENCE, THANE, and the text "B N BAN... Thane, , Thar...".

SBI

State Bank Collect ▾ State Bank Mop

State Bank Collect / State Bank Collect

State Bank Collect

B. N. BANOJKAR COLLEGE OF SCIENCE, THANE

ESTD. 1969

B N BAN... Thane, , Thar...

Provide details of payment

Select Payment Category *

-- Select Category --

- Select Category --
- FYBSC - MICROBIOLOGY FEES
- FYBSC - BIOCHEMISTRY FEES
- FYBSC - BIOTECHNOLOGY FEES
- FYBSC - COMPUTER SCIENCE FEES
- FYBSC - HUMAN SCIENCE FEES
- FYBSC - INTERDISCIPLINARY SCIENCE FEES
- FYBSC - IT FEES
- SYBSC - MICROBIOLOGY FEES
- SYBSC - BIOCHEMISTRY FEES
- SYBSC - HUMAN SCIENCE FEES
- SYBSC - INTERDISCIPLINARY SCIENCE FEES

Enter the details, email id, Mobile number etc and Click on SUBMIT button

State Bank Collect

https://www.onlinesbi.com/sbicollect/payment/showpaymentdetails.htm

E MAIL ID (MANDATORY)

MOBILE No (MANDATORY)

Remarks

- This is a computer generated receipt hence does not require signature.
- In case of any queries please contact at Administrative Office.

Please enter your Name, Date of Birth (For Personal Banking) / Incorporation (For Corporate Banking) & Mobile Number. This is required to reprint your e-receipt / remittance(PAP) form, if the need arises.

Name *

Date Of Birth / Incorporation *

Mobile Number *

Enter the text as shown in the image *

start Semester_J_ATKT_A... PMS_ATKT_APR_201... State Bank Collect - ... Microsoft PowerPoint... untitled - Paint 6:15 PM

Confirm the details of yours and Proceed

State Bank Collect

https://www.onlinesbi.com/sbicollect/payment/confirmpayment.htm

Verify details and confirm this transaction

Category	SYJC SCIENCE FEES
PRN No	
ROLL No	
DIVISION	
NAME OF STUDENT	
GENDER	
CASTE	SC
ADMITTED COURSE	SYJC
SUBJECT	COMPULSORY
AMOUNT	10
Total Amount	INR 10.00
Remarks	

▪ Please ensure that you are making the payment to the correct payee.

start | Semester_I_ATKT_A... | PMS_ATKT_APR_201... | State Bank Collect - ... | Microsoft PowerPoint... | untitled - Paint | 6:11 PM

Select Preferred Method for Fees Payment and follow the then Process of Online Payment Gateway

STATE BANK COLLECT MULTI OPTION PAYMENT SYSTEM

Net Banking



State Bank of India

Bank Charges: Rs 11.8

[CLICK HERE](#)




Other Banks Internet Banking

Bank Charges: Rs 17.7

[CLICK HERE](#)

Card Payments

 This payment mode is not available between 23:30 hours IST and 00:30 hours IST



State Bank ATM-cum-Debit Card

Bank Charges: Rs 0.0

[CLICK HERE](#)



Other Bank Debit Cards

Bank Charges: Rs 0.0

[CLICK HERE](#)



Credit Cards

Bank Charges: Rs 83.07

[CLICK HERE](#)



Prepaid Card

Bank Charges: Rs 91.38

[CLICK HERE](#)



Foreign Card

Bank Charges: Rs 200.75

[CLICK HERE](#)

Other Payments Modes

UPI is not available between 22:30 hours IST and 23:30 hours IST



UPI

Bank Charges: Rs 0.0



NEFT/RTGS

Bank Charges: Rs 15.0

[CLICK HERE](#)



SBI Branch

Bank Charges: Rs 59.0

[CLICK HERE](#)

Once the payment is done successfully, check the **PDF for Download RECEIPT** option at bottom.

Download or Print

Save the copy of receipt in your PC, mail yourself a copy of same

Do the payment by selecting the method of your choice

REPEAT Step 1 to Step 5 for Transaction of Rs. 1900/-

FOR Step No. 6

**SELECT Educational Institutions Name * as
VIDYA PRASARAK MANDAL THANE**

and follow the same process

The screenshot shows a web browser window with the URL <https://www.onlinesbi.com/sbicollect/payment/listinstitution.htm>. The page features the SBI logo and "State Bank Collect" branding. A navigation bar includes "State Bank Collect" and "State Bank Mops". The main content area is titled "State Bank Collect" and shows a timestamp of "24-Apr-2019 [01:49 PM IST]". Below this, there is a section for "Select from Educational Institutions". A form field labeled "Educational Institutions Name *" contains a dropdown menu with "Vidya Prasarak Mandal Thane" selected. At the bottom of the form are "Submit" and "Back" buttons. A red banner at the bottom of the form area states: "Mandatory fields are marked with an asterisk (*)". The footer of the page includes "© State Bank of India" and links for "Privacy Statement", "Disclosure", and "Terms of Use".

**ENTER YOUR FORM NUMBER, AS PER MERIT, WHERE PRN
NUMBER IS ASKED**

Once the payment is done successfully, check the **PDF for Download RECEIPT** option at bottom.

Download or Print

Save the copy of receipt in your PC, mail yourself a copy of same

**Once you complete both payments,
your admission gets confirmed.**

University of Mumbai

DECLARATION /UNDERTAKING FROM THE STUDENT

I, Mr. /Ms.....

Mobile No: Email. Address: here by

declare that , information submitted in admission form is correct. I am confirming my admission for course

at college

.....

for academic year 2020-21. My registration no of Mumbai University digital portal is

I agree that :

1. I will not confirm my admission to any other college.
2. I will submit my all original documents to the college whenever required to do so.
3. I am aware that if information in my admission form is found to be wrongand/or if it is known that I have submitted my original document to any other college, my admission will be treated as canceled.

Date:

Signature of Student

Place:

DECLARATION BY PARENT/ GUARDIAN

I, (Mother / Father / Guardian)

hereby fully endorse the above declaration/undertaking given by my child/ward. I will further encourage my child/ward to do his/her best to observe the above stated undertaking in letter and spirit.

Date:

Signature of Mother / Father / Guardian

Place:

THE IMAGE OF
UNDERTAKING
AS PER
MUMBAI
UNIVERSITY
CIRCULAR NO.
Enrol./Elg./Ad
mission/(2020-
21)/ 1822 / of
2020.



Please read it
carefully

**Now click on following link for
uploading your transaction details**

<https://forms.gle/2bLKExgmVTV5oky47>

For any clarification

please write a mail to

bnbfy2020@vpmthane.org

Thank
you